



# **Papahana Kā‘eu‘eu**

## **Hawai‘i’s Plan for Living Heritage Stewardship**

**Hawai‘i Statewide Preservation Plan  
2026-2034**

# **Appendix A: Public Scoping**

**STATE HISTORIC PRESERVATION DIVISION**  
**Hawai'i 2026–2034 State Historic Preservation Plan**

**Appendix A**

**Comprehensive Summary of Public Input**

**Prepared by Honua Consulting, LLC**  
for the State Historic Preservation Division  
Department of Land and Natural Resources, State of Hawai'i

*April 2026 | Draft for 30-Day Public Review*

## Executive Summary

This report presents a comprehensive synthesis of public input gathered to inform the Hawai'i 2026–2034 State Historic Preservation Plan. The input was collected through three distinct, complementary engagement efforts: three statewide public meetings convened by the State Historic Preservation Division (SHPD) on January 14, February 8, and March 15, 2022; a statewide public survey distributed to residents, cultural practitioners, professionals, and community members; and a series of nine virtual and in-person focus group meetings held between November 17 and December 5, 2025, with a make-up session on November 24, 2025.

Across all three phases of engagement, hundreds of participants representing every major island and a wide range of cultural, professional, and generational perspectives shared their concerns, priorities, and recommendations for the future of historic preservation in Hawai'i. Although the participants spanned an unusually wide range of vantage points—from kūpuna and lineal descendants to developers, archaeologists, county planners, federal agency staff, and architectural historians—the input was striking in the consistency of its core findings.

Participants overwhelmingly described a preservation system in distress. Native Hawaiian cultural resources, particularly iwi kūpuna, traditional cultural properties, and cultural landscapes, were identified as the most important resources to protect, yet were also identified as the most at risk. Across the 2022 meetings, the public survey, and the 2025 focus groups, participants consistently raised concerns regarding chronic understaffing at SHPD, inconsistent application of standards, inadequate enforcement of existing law, opaque review timelines, weak interagency coordination, and a fundamental disconnect between the speed of permitting and the pace of culturally appropriate consultation.

At the same time, participants articulated a coherent vision for reform. They called for a preservation system that is proactive rather than reactive, transparent rather than opaque, adequately resourced, culturally grounded, and capable of meaningful partnership with communities, descendant families, and the professional and county partners who carry out preservation work on the ground. They called for the adoption of standard operating procedures, modernization of administrative rules, the use of programmatic agreements, the expansion of certified local government partnerships, the creation of context studies for underrepresented property types, the inclusion of intangible heritage and sites of erasure within the recognition framework, and the empowerment of Island Burial Councils, county historic preservation commissions, and community-based stewardship organizations.

This report is organized to honor the substance of what was shared. It begins with background and methodology, then presents detailed summaries of the 2022 public meetings, the public survey, and each of the 2025 focus groups. It closes with cross-

cutting findings, a description of how that input has been integrated into the draft plan, and a conclusion. Direct quotations from participants appear throughout, attributed to the meeting in which they were offered. No participant names are used in the body of this report.

Taken together, the public input summarized in this report constitutes both a mandate and an opportunity. The mandate is clear: the people of Hawai'i expect the State to do substantially more to protect, document, and steward the cultural and historic resources that define this place. The opportunity is equally clear: the public has offered detailed, constructive, and pragmatic recommendations that, if implemented, would meaningfully advance the practice of historic preservation in Hawai'i for the next eight years and beyond.

DRAFT

## Table of Contents

Executive Summary .....	2
Introduction .....	8
Background .....	9
Methodology .....	10
Phase One: 2022 Statewide Public Meetings.....	10
Phase Two: Statewide Public Survey .....	10
Phase Three: 2025 Stakeholder Focus Groups .....	10
Limitations .....	11
2022 Statewide Public Meetings.....	12
January 14, 2022 Meeting .....	12
February 8, 2022 Meeting.....	12
March 15, 2022 Meeting .....	13
Public Survey.....	14
Respondent Profile .....	15
Geographic Distribution (Q1).....	15
Length and Depth of Connection to Hawai'i (Q2).....	15
Cultural and Community Identity (Q3) .....	16
Education and Professional Background (Q7, Q12, Q14) .....	16
SHPD Experience (Q33).....	16
What Comes to Mind First: The Centrality of Native Hawaiian Resources.....	17
Top-of-Mind Cultural Resources (Q15).....	17
Underrepresented Categories (Q15) .....	17
Ranked Priorities for Most Important Resources to Preserve (Q16) .....	17
Preservation Principles: What Respondents Believe Is Important .....	19
Cultural and Spiritual Principles (Q20, Q29) .....	19
Education, Youth, and Community Principles (Q20, Q29) .....	19
Climate Adaptation and Traditional Methods (Q20, Q29).....	19
Economic and Development-Balancing Principles (Q20, Q29) .....	20
Threats to Hawai'i's Historic and Cultural Resources .....	21
The Single Largest Threat (Q17).....	21
Capacity-Related Threats (Q17).....	21
Cultural-Resource-Specific Threats (Q17).....	21
Environmental and Maintenance Threats (Q17) .....	22

Synthesis of Threat Perceptions .....	22
Perceptions of System Performance .....	23
Risk to Community Resources (Q18) .....	23
Performance of State and County Government (Q18) .....	23
Enforcement and Self-Rated Engagement (Q18) .....	23
Direct Ratings of the State Historic Preservation Division .....	25
Timeliness of Project Reviews (Q34).....	25
Communication and Consistency (Q34).....	25
Coordination and Responsiveness (Q34).....	25
Burial Sites and Native Hawaiian Concerns (Q34) .....	25
Technical Expertise (Q34) .....	26
What Respondents See as SHPD’s Biggest Challenges .....	27
The Capacity Diagnosis (Q37) .....	27
Cultural-Resource-Specific Challenges (Q37).....	27
Government and External Challenges (Q37) .....	27
On the 94-Day Average Review Time .....	29
How SHPD Can Better Serve Hawai’i .....	30
The Top Recommendations (Q39) .....	30
Engagement, Education, and Coordination (Q39) .....	30
Iwi Kūpuna and Burial Site Protection .....	31
Process and Engagement Recommendations (Q40).....	31
Enforcement and Penalties (Q40).....	31
Burial Council Coordination and OHA Role (Q40).....	31
Non-Hawaiian Burial Sites (Q40).....	32
Consequences for Damage to Historic Properties and Burial Sites (Q41) .....	32
State Priorities for Preservation Investment .....	33
First-Choice Priorities (Q25).....	33
Aggregate Top-Three Rankings (Q25).....	33
Lower-Tier Priorities (Q25) .....	33
The Role of Preservation in Hawai’i’s Future.....	34
Cultural and Educational Roles (Q27) .....	34
Economic and Adaptive-Reuse Roles (Q27).....	34
What Historic Property Owners Need .....	35
Owner Support Needs (Q26) .....	35
Refining the 50-Year Threshold and Balancing with Community Needs .....	36

On the 50-Year Review Threshold (Q35) .....	36
Balancing Preservation with Other Community Needs (Q36) .....	36
Cesspool Conversion and Cultural Resource Protection.....	37
Federal Compliance and Funding .....	38
How the Public Learns About and Engages With Preservation Issues .....	39
Information Channels (Q21) .....	39
Preferred Forms of Involvement (Q22).....	39
Barriers to Participation (Q23).....	39
Open-Ended Responses and the Voice of the Public .....	41
Summary of Public Survey Findings .....	42
1. Native Hawaiian Resources Are the Defining Heritage.....	42
2. Development Pressure Is the Defining Threat .....	42
3. The State and Legislature Are Underperforming .....	42
4. SHPD Is Under-Resourced, Not Misdirected .....	42
5. Iwi Kūpuna Demand Structural Reform .....	42
2025 Focus Groups .....	44
Burial Council Members — November 17, 2025.....	44
Cultural Practitioners and Ethnographers — November 18, 2025 (Evening).....	45
Government Officials — November 19, 2025 .....	46
Hawai'i Island Burial Council Chair — November 24, 2025 (Make-up Session) .....	47
Architectural Historians and Built-Environment Professionals — December 2, 2025.....	48
Planners and Engineers — December 3, 2025 .....	49
Certified Local Governments and Review Boards — December 3, 2025 (Evening).....	49
Cultural Resource Management Archaeologists — December 4, 2025 .....	50
Preservation Nonprofits and Advocacy Organizations — December 4, 2025 (Evening) .....	51
Developers and Landowners — December 5, 2025 .....	52
Findings .....	54
Finding 1: Native Hawaiian Cultural Resources Are the Public's Top Priority .....	54
Finding 2: SHPD Is Critically Under-Resourced .....	54
Finding 3: Enforcement Is the Single Largest Gap .....	54
Finding 4: Standard Operating Procedures and Transparency Are Urgently Needed.....	54
Finding 5: Iwi Kūpuna Protection Demands Structural Reform.....	55
Finding 6: Interagency Coordination Is Weak.....	55
Finding 7: Built-Environment Standards Are Absent or Outdated .....	55
Finding 8: Community-Based Stewardship Is Underutilized and Undervalued .....	55

Finding 9: Preservation Must Allow Continued Cultural Practice..... 56  
Finding 10: Climate Change and Erasure Demand Forward-Looking Frameworks..... 56  
Integration into the Draft Plan..... 57  
Plan Vision and Guiding Principles..... 57  
Goals, Objectives, and Strategies ..... 57  
Implementation Framework and Budget..... 57  
Quotation of Public Voices..... 57  
Acknowledgment of Unresolved Issues..... 58  
Conclusion ..... 59  
Appendix: Public Survey Data..... 59

DRAFT

## Introduction

Federal regulations governing the National Historic Preservation Fund (16 U.S.C. § 470 et seq.) require each State Historic Preservation Office to prepare and periodically update a comprehensive statewide preservation plan. The plan must reflect the priorities and needs of the public it serves and must be developed through a structured, accessible, and inclusive engagement process. The Hawai'i State Historic Preservation Division has interpreted this mandate broadly, recognizing that authentic public engagement in Hawai'i must reach beyond the formalities of public notice to include direct dialogue with Native Hawaiian cultural practitioners, descendant families, the network of cultural resource management (CRM) professionals who conduct most of the State's preservation work, and the county and federal partners who share responsibility for the resources within their jurisdictions.

This report documents the public input gathered to inform the Hawai'i 2026–2034 State Historic Preservation Plan. It is intended to serve three audiences. First, it is intended for the public, as a record that what was shared has been heard, accurately documented, and incorporated into the planning process. Second, it is intended for the State Historic Preservation Division, the Department of Land and Natural Resources, county and state agencies, and the Hawai'i State Legislature, as a tool for understanding and acting upon the priorities and concerns articulated by the people who interact with the preservation system every day. Third, it is intended for future planning teams, who will benefit from a transparent record of the issues and recommendations under consideration in 2025-2026.

The report is structured to allow each phase of public engagement to speak for itself before integration. The 2022 meetings are presented first because they laid the groundwork for the issues later addressed in the survey and the 2025 focus groups. The public survey is presented next, providing a quantitative and qualitative snapshot of statewide opinion. The 2025 focus groups are then presented in the order in which they were held. Cross-cutting findings, integration into the draft plan, and conclusions follow.

The data appendix attached to this report includes the disaggregated public survey responses and supporting demographic information and is referenced in the public survey section.

## Background

The Hawai'i State Historic Preservation Plan is the State's primary policy document for guiding the identification, evaluation, protection, and stewardship of historic and cultural resources. Federal law requires that the plan be updated at least every ten years and that it identify clear, measurable goals and objectives. As a condition of receiving Historic Preservation Fund dollars, the plan must be informed by a documented and inclusive public participation process.

The 2022–2027 Hawai'i State Historic Preservation Plan was developed during the COVID-19 pandemic. As public-meeting data captured in this report make clear, the 2022 plan benefited from substantial community testimony, but its execution was constrained by significant staffing shortages, prolonged vacancies, and the cumulative effects of years of underfunding within SHPD. As the eight-year planning cycle now turns toward the 2026–2034 plan, the public has been clear that addressing those underlying capacity issues is not optional. Without sufficient staff, technology, training, and leadership, even the best-designed plan cannot succeed.

In preparing the 2026–2034 plan, SHPD elected to expand the public input process beyond the minimum federal requirements. The agency contracted with Honua Consulting, LLC, a Native Hawaiian-owned cultural resource management and community engagement firm, to design and execute a multi-phase outreach process. That process drew on the substantive testimony provided in 2022 (including the listening sessions held that year), a statewide public survey distributed in 2025, and a series of stakeholder-specific focus group meetings convened in late November and early December 2025. This report documents that combined effort.

It is important to note that, for some users of the SHPD website, the 2022 statewide listening sessions are misidentified as having occurred in 2017. Review of the publicly posted recordings, facilitation remarks, and contemporaneous Department of Land and Natural Resources press materials, however, clearly establishes that the meetings were held in 2022. This discrepancy reflected outdated content on the SHPD website and has been formally noted in this report so that the public record is accurate.

## Methodology

Public engagement for the 2026–2034 State Historic Preservation Plan was structured in three sequential phases. Each phase was designed to complement the others and to surface different kinds of input. Together, the phases produced a body of testimony substantially larger and more representative than that gathered for any prior State preservation plan.

### Phase One: 2022 Statewide Public Meetings

In 2022, the State Historic Preservation Division convened three statewide listening sessions on January 14, February 8, and March 15. These meetings were publicly announced through a January 5, 2022, press release issued by the Department of Land and Natural Resources and were held virtually to allow participation across all islands. The meetings were facilitated by SHPD staff from the History and Culture Branch, with leadership emphasizing throughout that the sessions were intended to gather candid community input rather than to validate existing practices. Approximately 70–80 individuals attended at least one of the three meetings, with 20–30 individuals providing oral testimony and additional participants submitting written testimony. Honua Consulting transcribed the publicly posted recordings of these meetings and prepared a comprehensive narrative summary, which informs the present report.

### Phase Two: Statewide Public Survey

A statewide public survey was distributed in 2025 and remained open for an extended period to maximize participation. The survey was promoted through SHPD's communications, the Department of Land and Natural Resources, partner organizations, and community networks. It was designed to elicit both structured (Likert-scale and ranked-priority) and open-ended responses, allowing both broad measurement of public opinion and capture of nuanced individual perspectives. Hundreds of participants responded, representing every major island and a broad range of demographic, professional, and cultural backgrounds. The survey instrument and a detailed summary of results inform the present report, with the disaggregated data attached as an appendix.

### Phase Three: 2025 Stakeholder Focus Groups

To complement the breadth of the public survey with depth, SHPD and Honua Consulting designed and convened a series of stakeholder-specific focus groups. Ten sessions were originally scheduled between November 17 and December 5, 2025, addressing burial council members, lineal and cultural descendants, government officials, ethnographers and cultural practitioners, architectural historians, planners and engineers, certified local government and review board members, archaeologists working in cultural resource management, preservation nonprofits and advocacy organizations, and developers and landowners. A make-up session was held on November 24, 2025 for the Hawai'i Island Burial Council Chair.

Each focus group was held virtually via Zoom (with the one session held in person) and ran for approximately two hours. Sessions were facilitated by Honua Consulting staff, including Trisha Kehaulani Watson, Na'alehu Anthony, and Torie Ho'opi'i. Cultural facilitation was provided by Kumu Hialeimoana Wong-Kalu in several sessions. Where appropriate, parts of the meetings were held in the Hawaiian language. Sessions were recorded with participant consent, transcribed, and analyzed for thematic content. Direct quotations included in this report are drawn from those transcripts and have been preserved verbatim. Speaker names have been omitted from quotations in this report; quotations are attributed by meeting context.

### **Limitations**

As with any engagement process, several limitations must be acknowledged. Self-selection bias is inherent in voluntary participation, and the views captured in this report should not be read as a perfect representation of all Hawai'i residents. Written testimony submitted directly to SHPD during the 2022 meetings was not provided to Honua Consulting and could not be incorporated. Where this report draws on the 2022 meetings, it does so based on publicly posted oral testimony only. Despite these limitations, the volume and consistency of input across phases provides a high level of confidence in the cross-cutting findings presented at the end of this report.

## 2022 Statewide Public Meetings

The three 2022 statewide public meetings established the substantive baseline that informed both the public survey instrument and the 2025 focus group design. Although the meetings were held under the auspices of the 2022–2027 Hawai'i State Historic Preservation Plan, the issues raised by participants did not resolve when that plan was adopted. Rather, those same issues recurred consistently throughout the 2025 engagement process, indicating both their durability and the urgency of addressing them in the 2026–2034 plan.

### January 14, 2022 Meeting

The January 14 meeting served as the initial statewide scoping session. Approximately 70 individuals attended, with about 25 providing oral testimony. SHPD leadership opened the meeting by emphasizing that the statewide preservation plan is a federally required document and by inviting candid testimony rather than validation of existing practice. Public testimony focused heavily on iwi kūpuna protection, consultation timelines, and enforcement. Multiple speakers described consultation processes that feel rushed and inadequately resourced, urging SHPD to ensure that preservation policies recognize iwi kūpuna as ancestors rather than archaeological data points.

*"Families are often asked to make decisions under timelines that don't allow us to gather, talk story, or consult our kūpuna."*

— January 14, 2022 public meeting

*"The laws look strong on paper, but when something happens on the ground, families are the ones left fighting to get attention."*

— January 14, 2022 public meeting

### February 8, 2022 Meeting

The February 8 meeting expanded upon issues raised during the January session and turned attention to structural limitations within the preservation and permitting framework. Testimony focused on the disconnect between county-level permitting and SHPD review, the lack of community notification before grading and ground disturbance, the limits of SHPD's authority to prevent permits from being issued, and the responsiveness of SHPD to community correspondence.

*"There's never any avenue where the community can give consultation or notify these developers beforehand of these important cultural sites."*

— February 8, 2022 public meeting

*"When DPP gives out the permits, there's no required community notice, and a lot of times it never even goes to SHPD for review. Right now, the community has no voice, and we're not being notified before the permits are given for grading."*

— February 8, 2022 public meeting

*“We do not have the authority or the power to tell someone not to issue a permit. We can say that if there is a chance that it’s going to affect a historic property, we have the opportunity to comment and offer some idea about mitigation measures.”*

*— SHPD staff, February 8, 2022 public meeting*

*“So SHPD lacks the capacity, the power, the staffing, the funding—whatever it is—and that’s the big problem.”*

*— February 8, 2022 public meeting*

### **March 15, 2022 Meeting**

The March 15 meeting served as a synthesis session and featured extensive testimony from Native Hawaiian cultural practitioners, kūpuna, and rural community advocates. Speakers described the cumulative emotional toll of unresolved burial impacts and the burden placed on community members to act as de facto protectors of cultural sites. Multiple speakers emphasized the importance of cultural competency across government agencies and the necessity of recognizing rock, water, and other natural elements as kūpuna in their own right.

*“It shouldn’t be a choice. These other departments need to be trained and brought up to speed with how we function as kanaka of these places.”*

*— March 15, 2022 public meeting*

*“As a rock weaver, rock is one of our most invaluable resources. It is revered as one of our kupuna. I cannot express how deeply concerned I am by the lack of care for rock around our pae ‘āina.”*

*— March 15, 2022 public meeting*

*“Many iwi kupuna still want to go home. They’re still in boxes. They’re still in baskets. How is it that people making decisions for Ka’ū don’t even live in Ka’ū?”*

*— March 15, 2022 public meeting*

*“You’ve got HPD being called on the kia’i who are really doing your job. What are you going to do now that you have heard everyone state what’s happening?”*

*— March 15, 2022 public meeting*

Across all three meetings, the consistency of testimony was striking. Participants returned again and again to a small set of issues: iwi kūpuna protection, consultation timelines, enforcement, interagency coordination, agency capacity, and respect for cultural authority. These themes were validated repeatedly in the survey results and the 2025 focus groups.

## Public Survey

The statewide public survey conducted in 2025 reached hundreds of respondents from every major island and from a wide range of cultural, professional, and generational backgrounds. Many respondents identified as Native Hawaiian (kānaka) or kama'āina (local residents), while others reported deep familial, professional, or cultural ties to the islands. Educational attainment was high. Professional backgrounds included cultural resource management, architecture, government, environmental consulting, education, nonprofit leadership, and community-based stewardship. The survey instrument and detailed disaggregated results are attached as an appendix to this report.

The survey instrument was designed in fifty-five questions to capture both quantitative measures of opinion and qualitative narrative responses. Structured questions employed Likert-scale ratings, ranked-priority exercises, and select-all-that-apply formats. Open-ended questions invited respondents to describe their experiences, concerns, and recommendations in their own words. The survey was distributed in 2025 and remained open for an extended period to maximize participation. Distribution channels included the State Historic Preservation Division's communications, Department of Land and Natural Resources channels, partner organizations, and broader community networks.

A total of 293 individuals responded, with high completion rates on most structured questions and substantial engagement with open-ended prompts. This document focuses primarily on the structured response data because those data are the most readily presentable and verifiable. Open-ended responses are summarized at the end of the document and are referenced throughout where qualitative themes are needed to interpret quantitative findings. The full disaggregated dataset is available in the data appendix attached to the Comprehensive Summary of Public Input report (Data\_All\_260428.pdf).

As with any voluntary survey, self-selection bias is inherent. The respondent pool reflects a population that is both highly invested in preservation outcomes and unusually knowledgeable about the systems that shape them. This profile makes the survey unusually credible as a measure of how the system actually performs in practice, while also indicating that the views captured in this document should not be read as a perfect representation of all Hawai'i residents. Where appropriate, the document notes points at which respondent knowledge or proximity to the system is likely to influence responses.

## Respondent Profile

The 293 individuals who responded to the survey represented every major Hawaiian island and a wide range of cultural, professional, and generational backgrounds. The respondent profile is summarized below across four dimensions: geographic distribution, length and depth of connection to Hawai'i, cultural and community identity, and education and professional background.

### Geographic Distribution (Q1)

Of 293 respondents to Q1, the geographic distribution closely mirrors Hawai'i's overall population distribution. O'ahu accounted for the largest share at 43.69 percent (128 respondents), followed by Maui at 21.84 percent (64 respondents) and Hawai'i Island at 20.14 percent (59 respondents). Kaua'i accounted for 11.26 percent (33 respondents). Moloka'i (1.02 percent, three respondents) and Lāna'i (0.34 percent, one respondent) were represented in smaller but meaningful numbers, and a small number of respondents (1.71 percent, five respondents) participated from outside Hawai'i but reported strong personal connections to the islands. No Ni'ihau respondents were recorded. The geographic distribution indicates that the survey reached a representative cross-section of island communities.

<b>43.69%</b>	O'ahu (128 respondents)
<b>21.84%</b>	Maui (64 respondents)
<b>20.14%</b>	Hawai'i Island (59 respondents)
<b>11.26%</b>	Kaua'i (33 respondents)
<b>1.36%</b>	Moloka'i and Lāna'i combined (4 respondents)
<b>1.71%</b>	Outside Hawai'i (5 respondents)

### Length and Depth of Connection to Hawai'i (Q2)

Of 293 respondents to Q2, just over one-quarter (26.28 percent, 77 respondents) reported a generational connection — that is, family members who have lived in Hawai'i for multiple generations — and another 25.94 percent (76 respondents) identified as having been born and raised in Hawai'i. An additional 16.72 percent (49 respondents) reported living in or being connected to Hawai'i for more than 30 years, and 16.04 percent (47 respondents) for between 16 and 30 years. Respondents reporting 5–15 years of connection accounted for 9.56 percent (28 respondents). Only 4.78 percent (14 respondents) reported a connection of less than 5 years, and 0.68 percent (2 respondents) indicated they do not live in Hawai'i.

Taken together, more than 84 percent of respondents reported connections to Hawai'i of more than 16 years, and more than half reported either being raised in Hawai'i or having multi-generational ties. This profile contrasts sharply with the demographic of more recent arrivals and indicates that the survey reached a population with substantial direct experience of how the islands and their cultural resources have changed over time.

### **Cultural and Community Identity (Q3)**

Q3 invited respondents to select all that apply from a list of community and identity descriptors. Of 293 respondents, more than half (52.22 percent, 153 respondents) identified as long-time residents or kama'āina. Native Hawaiian respondents accounted for 30.72 percent (90 respondents). An additional 22.87 percent (67 respondents) identified as descendants of plantation-era or other early immigrant communities. Members of, or individuals associated with, cultural organizations and groups were also represented in meaningful numbers, as were members of historic-preservation-focused organizations and government board or commission members. Historic-property owners, students or educators, business owners, and visitors who care about Hawai'i's heritage were also represented in smaller numbers.

The combination of long tenure, multi-generational ties, Native Hawaiian identification, plantation-era descent, and cultural-organization affiliation indicates that the survey reached a population whose personal stake in preservation outcomes extends beyond casual interest to include cultural identity, ancestral place, and intergenerational responsibility.

### **Education and Professional Background (Q7, Q12, Q14)**

Educational attainment among respondents was notably high, consistent with the elevated knowledge levels evident in the structured responses to questions about preservation laws, processes, and historic-resource categories. Professional backgrounds were diverse and included cultural resource management, architecture and design, government and public administration, environmental consulting, education, nonprofit leadership, and community-based stewardship. Respondents identifying with cultural or ethnic backgrounds beyond Native Hawaiian and plantation-era descent included those with Filipino, Japanese, Chinese, Portuguese, Korean, Caucasian, Pacific Islander, and mixed-heritage identities, reflecting the complex demographic fabric of Hawai'i.

### **SHPD Experience (Q33)**

Of 204 respondents to Q33, 49.51 percent reported direct experience working with the State Historic Preservation Division: 40.69 percent (83 respondents) had worked with SHPD multiple times, 8.82 percent (18 respondents) had done so once or twice, and an additional 10.29 percent (21 respondents) identified as historic preservation professionals who regularly work with SHPD. By contrast, 21.57 percent (44 respondents) reported no direct experience, and 6.86 percent (14 respondents) reported knowing others who have worked with the agency. Government board or commission members accounted for 3.43 percent (7 respondents). Notably, no respondents identified themselves as SHPD employees — suggesting that the ratings of SHPD performance throughout the survey reflect external perspectives. This high rate of professional and lived familiarity with the preservation system gives the survey results unusual credibility as a measure of how the system actually performs in practice.

## What Comes to Mind First: The Centrality of Native Hawaiian Resources

Respondents were asked twice in the survey to identify the most important categories of historic and cultural resources, once through a select-up-to-three question (Q15) and once through a ranked-priority exercise (Q16). Both produced strikingly consistent results.

### Top-of-Mind Cultural Resources (Q15)

Among 260 respondents to Q15, Traditional Hawaiian sites such as heiau, fishponds, and petroglyphs were selected by 81.15 percent (211 respondents) — by far the most frequently chosen response. Traditional cultural practices and knowledge followed at 54.62 percent (142 respondents), and burial sites and iwi kūpuna at 47.69 percent (124 respondents). Traditional landscapes and ahupuaʻa systems were selected by 34.62 percent (90 respondents), and archaeological sites by 30.77 percent (80 respondents). Royal Hawaiian and Kingdom-period sites were selected by 21.92 percent (57 respondents), and historic downtowns and districts by 20.77 percent (54 respondents).

<b>81.15%</b>	Traditional Hawaiian sites (heiau, fishponds, petroglyphs)
<b>54.62%</b>	Traditional cultural practices and knowledge
<b>47.69%</b>	Burial sites and iwi kūpuna
<b>34.62%</b>	Traditional landscapes and ahupuaʻa systems
<b>30.77%</b>	Archaeological sites
<b>21.92%</b>	Royal Hawaiian / Kingdom period sites

### Underrepresented Categories (Q15)

By contrast, categories that often dominate the State and National Register listings received markedly lower selection rates. Plantation-era buildings and structures were selected by 16.92 percent (44 respondents), and historic homes and neighborhoods by 16.54 percent (43 respondents). Cultural festivals and living traditions were selected by 13.85 percent (36 respondents), and historic cemeteries by 10.00 percent (26 respondents). Underwater and maritime resources, including shipwrecks, were selected by 5.00 percent (13 respondents). Military sites and structures were selected by only 4.62 percent (12 respondents), and mid-century modern architecture by 4.62 percent (12 respondents). Aviation sites were selected by 1.92 percent (5 respondents). Other write-in selections accounted for 3.08 percent (8 respondents). The pattern is consistent and unambiguous: the public, including respondents whose own family histories may be tied to plantation or military communities, prioritizes Native Hawaiian cultural resources as the defining heritage of Hawaiʻi.

### Ranked Priorities for Most Important Resources to Preserve (Q16)

Q16 asked 262 respondents to rank their top five from a list of fourteen resource types. The first-choice rankings produced a clear hierarchy. Native Hawaiian burial sites and iwi kūpuna received the highest first-choice ranking at 31.30 percent (82 respondents). Traditional Native Hawaiian sites received 29.77 percent (78 respondents) as their first choice. Traditional cultural practices and knowledge received 12.21 percent (32 respondents) as their first choice. Language and oral traditions received 7.63 percent (20 respondents). All other categories received first-choice rankings of less than 6 percent.

When the top-three rankings are combined, Traditional Native Hawaiian sites accumulated more than 74 percent of respondents placing it in their top three, and Native Hawaiian burial sites and iwi kūpuna more than 59 percent. Traditional cultural practices and knowledge accumulated approximately 59 percent. Cultural landscapes and natural heritage areas, as well as traditional agriculture and aquaculture sites, clustered as middle-tier priorities. Historic buildings and structures, archaeological sites, and historic neighborhoods distributed broadly across rankings, generally falling below the top tier.

Maritime and underwater resources, plantation-era resources, World War II and military sites, and historic cemeteries clustered toward the bottom of the rankings. World War II and military sites received the lowest first-choice ranking in the question (0.38 percent, one respondent) and were ranked eleventh by 22.90 percent of respondents. Plantation-era resources received a similar bottom-tier distribution, ranked tenth or eleventh by approximately 40 percent of respondents combined.

## Preservation Principles: What Respondents Believe Is Important

Respondents were asked to rate the importance of twelve preservation principles in two separate questions, Q20 (236 respondents) and Q29 (212 respondents). The two questions used slightly different scales but produced very similar hierarchies of response, indicating that the patterns visible in the data are stable rather than driven by question framing or order.

### Cultural and Spiritual Principles (Q20, Q29)

The four principles centered on Native Hawaiian cultural identity and consultation produced the strongest agreement. The inclusion of Native Hawaiian perspectives and practices was rated very important by 80.08 percent (189 respondents) in Q20 and 80.09 percent (169 respondents) in Q29. Respect for sacred and spiritual sites was rated very important by 78.72 percent (185 respondents) in Q20 and 79.62 percent (168 respondents) in Q29. Protection of burial sites and treating iwi with respect was rated very important by 74.47 percent (175 respondents) in Q20 and 72.99 percent (154 respondents) in Q29. Ensuring proper consultation before ground disturbance was rated very important by 71.19 percent (168 respondents) in Q20 and 68.42 percent (143 respondents) in Q29.

Each of these four principles was rated very important by more than 70 percent of respondents in at least one question, and each had less than 5 percent of respondents rating it minimally important or not at all important. The convergence is unusually strong for a public-opinion measure and represents the cultural-and-spiritual core of the principle ratings.

<b>80.08%</b>	Include Native Hawaiian perspectives and practices (very important)
<b>78.72%</b>	Respect sacred and spiritual sites (very important)
<b>74.47%</b>	Protect burial sites and treat iwi with respect (very important)
<b>71.19%</b>	Ensure proper consultation before ground disturbance (very important)

### Education, Youth, and Community Principles (Q20, Q29)

Education and community principles also rated highly. Involving young people in preservation work was rated very important by 70.34 percent (166 respondents) in Q20 and 72.86 percent (153 respondents) in Q29. Providing educational opportunities was rated very important by 68.22 percent (161 respondents) in Q20 and 65.07 percent (136 respondents) in Q29. Supporting community-led initiatives was rated very important by 60.17 percent (142 respondents) in Q20 and 62.56 percent (132 respondents) in Q29. Representing diverse cultural communities was rated very important by 50.00 percent (118 respondents) in Q20 and 51.20 percent (107 respondents) in Q29.

### Climate Adaptation and Traditional Methods (Q20, Q29)

Adapting preservation to climate change was rated very important by 56.36 percent (133 respondents) in Q20 and 50.48 percent (106 respondents) in Q29. Use of traditional building techniques and materials was rated very important by 37.29 percent (88 respondents) in Q20 and 37.14 percent (78 respondents)

in Q29. The pattern indicates a public that views climate adaptation as a substantial obligation that the preservation system must address but does not view it as on par with cultural-and-spiritual obligations.

### **Economic and Development-Balancing Principles (Q20, Q29)**

Two principles produced more divided results. Supporting local economic development was rated very important by only 36.02 percent (85 respondents) in Q20 and 32.38 percent (68 respondents) in Q29, with 28.81 percent in Q20 and 31.43 percent in Q29 rating it minimally important or not at all important. Balancing preservation with development needs followed a similar pattern, rated very important by 44.07 percent (104 respondents) in Q20 and 40.48 percent (85 respondents) in Q29, and minimally important or not at all important by 29.66 percent in Q20 and 27.14 percent in Q29.

The contrast between near-universal support for cultural protection principles and significantly more divided support for economic and development-balancing principles is one of the most consequential findings in the survey. It indicates that, while respondents recognize economic realities, they do not view economic considerations as equivalent to or overriding cultural responsibilities. This distinction shapes the appropriate posture of the State Historic Preservation Plan: economic and development-balancing concerns are legitimate considerations within a system whose primary obligation remains the protection of cultural and historic resources.

## Threats to Hawai'i's Historic and Cultural Resources

Respondents were asked in Q17 to identify the biggest threats to Hawai'i's historic and cultural resources, with permission to select up to five. Among 236 respondents, the responses produced a clear hierarchy of concern dominated by a single category, followed by a cluster of capacity-related and cultural-resource-specific threats.

### The Single Largest Threat (Q17)

Development pressure and urbanization was selected by 70.34 percent (166 respondents) of those answering Q17, making it the single most frequently identified threat by a substantial margin. No other threat approached this level of selection. The pattern indicates that, in the public's view, development pressure is not one threat among many but the defining challenge against which the preservation system must operate.

<b>70.34%</b>	Development pressure and urbanization (the single most-cited threat)
---------------	--

### Capacity-Related Threats (Q17)

A second cluster of threats relates directly to the capacity of the preservation system. Lack of funding for preservation was selected by 49.15 percent (116 respondents). Insufficient enforcement of historic preservation laws and regulations was selected by 44.92 percent (106 respondents). Lack of public awareness or education was selected by 31.78 percent (75 respondents). Insufficient legal protection or legislation was selected by 28.39 percent (67 respondents). Delayed or inadequate consultation with Native Hawaiian communities or other stakeholders was selected by 27.12 percent (64 respondents). Government policies or regulations were selected as a threat by 18.22 percent (43 respondents). Taken together, these capacity-related threats reflect a public diagnosis that the preservation system is inadequately resourced and structurally weak relative to the development pressures it faces.

<b>49.15%</b>	Lack of funding for preservation
<b>44.92%</b>	Insufficient enforcement of preservation laws
<b>31.78%</b>	Lack of public awareness or education
<b>28.39%</b>	Insufficient legal protection or legislation
<b>27.12%</b>	Delayed or inadequate consultation with Native Hawaiian communities

### Cultural-Resource-Specific Threats (Q17)

A third cluster of threats centers on specific cultural-resource concerns. Inadequate protection of burial sites and iwi was selected by 30.93 percent (73 respondents). Loss of cultural knowledge and practitioners was selected by 30.93 percent (73 respondents). Disturbance of burial sites during construction was selected by 16.95 percent (40 respondents). Tourism impacts and overcrowding were selected by 30.93 percent (73 respondents). The selection of loss of cultural knowledge and practitioners at a rate

comparable to physical-site threats indicates that the public views intangible cultural heritage as facing serious threats parallel to those affecting tangible resources.

### **Environmental and Maintenance Threats (Q17)**

Climate change and sea level rise were selected by 30.51 percent (72 respondents), placing climate threats among the top tier of public concerns. Natural disasters such as hurricanes and volcanic activity were selected by 13.98 percent (33 respondents). Invasive species affecting cultural resources or historic sites were selected by 13.56 percent (32 respondents). Deferred maintenance of historic properties was selected by 22.46 percent (53 respondents), and land use conflicts by 21.61 percent (51 respondents). Vandalism or inappropriate use was selected by 10.17 percent (24 respondents), and economic pressures on property owners by 15.25 percent (36 respondents). Other write-in threats accounted for 6.36 percent (15 respondents).

### **Synthesis of Threat Perceptions**

The overall pattern is consistent with a public that views the preservation challenge in Hawai'i as primarily a problem of pace and protection rather than of recognition. Resources are recognized as important, but the public believes the systems of funding, enforcement, and consultation are insufficient to keep up with the rate of development and change. The relatively high selection rates for funding, enforcement, and consultation taken together suggest a structural diagnosis: the public sees the regulatory framework as fundamentally under-resourced rather than fundamentally misdesigned.

## Perceptions of System Performance

Respondents were asked in Q18 to rate a series of statements about preservation performance in their communities and at the State and county level. The 232 respondents to Q18 produced one of the most striking patterns of dissatisfaction in the survey. Three sub-themes emerge: perceived risk to community resources, perceived performance of State and county government, and respondents' own self-rated knowledge and engagement.

### Risk to Community Resources (Q18)

Asked whether resources in their communities are cared for and well-protected, only 16.52 percent agreed or strongly agreed (10.43 percent agree plus 6.09 percent strongly agree), while 37.40 percent disagreed or strongly disagreed (10.87 percent disagree plus 9.57 percent strongly disagree, with another 16.96 percent somewhat disagreeing) and 40.00 percent somewhat agreed. When asked whether resources in their communities are at risk or deteriorating, 65.80 percent agreed or strongly agreed (37.23 percent agree plus 28.57 percent strongly agree). The pattern indicates that the public perceives a substantial gap between the importance of these resources and the level of protection they currently receive. My community cares about our historic and cultural resources received agreement (53.88 percent agree or strongly agree, with another 26.29 percent somewhat agreeing) suggesting that the public sees its own communities as committed even when broader systems fall short.

### Performance of State and County Government (Q18)

Asked whether the State of Hawai'i does a good job managing historic and cultural resources, only 6.04 percent agreed or strongly agreed, while 58.19 percent disagreed or strongly disagreed (15.95 percent strongly disagreeing) and another 21.12 percent somewhat disagreed. Performance of the Hawai'i State Legislature in creating effective historic preservation policy was rated even more critically: only 4.75 percent agreed or strongly agreed, while 69.82 percent disagreed or strongly disagreed (22.84 percent strongly disagreeing, the highest strongly-disagree percentage in the entire survey). County government received slightly higher — though still poor — ratings, with 10.39 percent agreeing or strongly agreeing and 50.65 percent disagreeing or strongly disagreeing.

<b>6.04%</b>	Agree or strongly agree the State manages resources well
<b>4.75%</b>	Agree or strongly agree the Legislature creates effective policy
<b>10.39%</b>	Agree or strongly agree their county manages resources well
<b>8.66%</b>	Agree or strongly agree preservation laws are well-enforced in their community

### Enforcement and Self-Rated Engagement (Q18)

On enforcement, the pattern was equally negative: only 8.66 percent agreed or strongly agreed that historic preservation laws are well-enforced in their community, while 54.98 percent disagreed or strongly disagreed (17.75 percent strongly disagreeing). Despite this widespread dissatisfaction, respondents

reported relatively high levels of personal engagement and competence: 56.04 percent (24.57 percent strongly agree plus 31.47 percent agree) reported knowing how to engage in or support stewardship of historic or cultural resources in their community, and 54.31 percent (28.88 percent strongly agree plus 25.43 percent agree) reported having a good understanding of historic preservation laws and policies. Knowing where to find information about historic and cultural resources was reported by 46.76 percent (20.35 percent strongly agree plus 26.41 percent agree). The combination of high self-rated competence and low system-performance ratings indicates that respondents are not dissatisfied because they do not understand the system; they are dissatisfied because they understand the system well and find it lacking.

DRAFT

## Direct Ratings of the State Historic Preservation Division

Respondents with experience working with SHPD were asked in Q34 to rate the agency's performance across nine specific operational dimensions. The 182 respondents who completed this question produced ratings that, taken together, document significant frustration with operational performance while also recognizing technical strengths.

### Timeliness of Project Reviews (Q34)

Timeliness received the harshest ratings of any item in Q34. Only 1.65 percent (3 respondents) rated SHPD's timeliness as excellent, and only 9.34 percent (17 respondents) as satisfactory. By contrast, 37.36 percent (68 respondents) rated timeliness as poor and another 13.74 percent (25 respondents) as not satisfactory — meaning that more than half of respondents (51.10 percent) rated timeliness on the negative end of the scale. An additional 11.54 percent (21 respondents) rated timeliness as neutral, and 26.37 percent (48 respondents) marked the question as not applicable.

### Communication and Consistency (Q34)

Communication during the review process produced similar results, with only 14.36 percent (3.31 percent excellent plus 11.05 percent satisfactory) rating it favorably and 43.10 percent (17.13 percent not satisfactory plus 25.97 percent poor) rating it unfavorably. Consistency in applying review standards was rated favorably by 20.00 percent (2.22 percent excellent plus 17.78 percent satisfactory) and unfavorably by 36.66 percent (17.22 percent not satisfactory plus 19.44 percent poor).

### Coordination and Responsiveness (Q34)

Responsiveness to questions and concerns was rated favorably by 21.00 percent (3.87 percent excellent plus 17.13 percent satisfactory) and unfavorably by 36.46 percent (17.68 percent not satisfactory plus 18.78 percent poor). Coordination with other agencies was rated favorably by 15.25 percent (2.82 percent excellent plus 12.43 percent satisfactory) and unfavorably by 29.38 percent (12.43 percent not satisfactory plus 16.95 percent poor).

### Burial Sites and Native Hawaiian Concerns (Q34)

Coordination with Island Burial Councils received an excellent or satisfactory rating from 20.67 percent (6.70 percent excellent plus 13.97 percent satisfactory) of respondents and a poor or not satisfactory rating from 18.99 percent (8.38 percent not satisfactory plus 10.61 percent poor), but produced the highest not-applicable rate in the entire question set at 40.78 percent (73 respondents). This pattern suggests that the public has limited visibility into how SHPD works with the Burial Councils, even among respondents who have direct experience with SHPD generally.

Protection of burial sites and Native Hawaiian concerns received an excellent or satisfactory rating of 30.17 percent (8.94 percent excellent plus 21.23 percent satisfactory) and a poor or not satisfactory rating of 23.46 percent (11.17 percent not satisfactory plus 12.29 percent poor). Handling of inadvertent discovery situations was rated favorably by 21.35 percent (9.55 percent excellent plus 11.80 percent satisfactory) and unfavorably by 25.28 percent (10.67 percent not satisfactory plus 14.61 percent poor).

Enforcement when violations occur was rated favorably by 10.11 percent (3.93 percent excellent plus 6.18 percent satisfactory) and unfavorably by 32.58 percent (10.11 percent not satisfactory plus 22.47 percent poor), with an additional 36.52 percent (65 respondents) marking the question as not applicable — a striking figure that itself suggests that meaningful enforcement activity is largely invisible to the public.

### Technical Expertise (Q34)

Technical expertise and guidance was rated excellent or satisfactory by 30.00 percent (8.33 percent excellent plus 21.67 percent satisfactory) of respondents — the highest favorable rating in the question set — and poor or not satisfactory by 26.11 percent (12.78 percent not satisfactory plus 13.33 percent poor). The pattern across all nine dimensions is consistent: the public recognizes that SHPD staff possess substantial technical knowledge and cultural commitment, but believes that the systems through which that expertise is delivered are inadequate.

<b>1.65%</b>	Rated SHPD timeliness of project reviews as excellent
<b>51.10%</b>	Rated SHPD timeliness as poor or not satisfactory
<b>30.00%</b>	Rated SHPD technical expertise as excellent or satisfactory (highest favorable rating)
<b>40.78%</b>	Marked coordination with Island Burial Councils as not applicable
<b>36.52%</b>	Marked enforcement when violations occur as not applicable

## What Respondents See as SHPD’s Biggest Challenges

Asked to identify the biggest challenges facing SHPD (Q37, select up to three), 194 respondents produced an unmistakable hierarchy.

### The Capacity Diagnosis (Q37)

Insufficient staff and resources was selected by 64.95 percent (126 respondents), making it the single most-selected challenge by a wide margin. Lengthy review times causing project delays was selected by 44.33 percent (86 respondents). Lack of enforcement when violations occur was selected by 28.87 percent (56 respondents), and inconsistent application of standards by 23.71 percent (46 respondents). Limited public awareness of SHPD’s role was selected by 22.68 percent (44 respondents), and outdated laws and regulations by 19.59 percent (38 respondents).

<b>64.95%</b>	Insufficient staff and resources (single most-cited challenge)
<b>44.33%</b>	Lengthy review times causing project delays
<b>28.87%</b>	Lack of enforcement when violations occur
<b>23.71%</b>	Inconsistent application of standards
<b>22.68%</b>	Limited public awareness of SHPD’s role
<b>19.59%</b>	Outdated laws and regulations

### Cultural-Resource-Specific Challenges (Q37)

Inadequate protection of Native Hawaiian burial sites was selected by 19.07 percent (37 respondents). Poor communication with applicants and communities was selected by 18.04 percent (35 respondents). Insufficient cultural sensitivity training was selected by 10.82 percent (21 respondents), and poor coordination with Island Burial Councils by 9.28 percent (18 respondents). Inadequate protection of non-Hawaiian historic burial sites was selected by 4.64 percent (9 respondents). Delayed notification of inadvertent discoveries was selected by 5.67 percent (11 respondents).

### Government and External Challenges (Q37)

Lack of support from the State Legislature was selected by 16.49 percent (32 respondents). Insufficient coordination with other agencies was selected by 13.92 percent (27 respondents). Lack of support from U.S. Congress was selected by 12.37 percent (24 respondents), and lack of support from county councils by 8.76 percent (17 respondents). Federal oversight and compliance issues were selected by 7.73 percent (15 respondents). Other write-in challenges accounted for 7.73 percent (15 respondents).

The clear pattern is that respondents view SHPD’s primary challenge as one of capacity rather than commitment. The selection rates for challenges associated with intent or competence — cultural sensitivity, coordination with Burial Councils, and protection of Native Hawaiian sites — are substantially

lower than the selection rates for challenges associated with structural capacity, including staff, resources, review timeliness, and enforcement.

DRAFT

## On the 94-Day Average Review Time

Respondents were asked specifically about a public-record figure indicating that SHPD reviews have averaged approximately 94 days, with some taking substantially longer (Q38). Among 199 respondents, the largest single response — 43.72 percent (87 respondents) — indicated that review time should vary depending on project complexity, reflecting widespread support for a tiered review approach in which lower-impact stewardship projects move faster than complex development projects. An additional 27.14 percent (54 respondents) characterized the timeframe as too long and causing unnecessary delays. Only 7.04 percent (14 respondents) considered the 94-day average appropriate for thorough review. Just 4.52 percent (9 respondents) indicated that review time is less important than thoroughness. An additional 10.05 percent (20 respondents) indicated they were not sure or that the answer depended on the project.

<b>43.72%</b>	Review time should vary depending on project complexity
<b>27.14%</b>	94 days is too long and causes unnecessary delays
<b>7.04%</b>	94 days is appropriate for thorough review
<b>4.52%</b>	Review time is less important than thoroughness

Read together, the data indicate strong support for a tiered review system. This finding aligns directly with focus group testimony from architectural historians, planners, engineers, and developers calling for two-track 6E regulatory models in which stewardship work moves faster while higher-impact development work warrants closer scrutiny.

## How SHPD Can Better Serve Hawai'i

Asked how SHPD can better serve Hawai'i's communities (Q39, select all that apply), 194 respondents produced a remarkably clear set of priorities.

### The Top Recommendations (Q39)

Hire more qualified staff was selected by 65.46 percent (127 respondents), making it the single most-selected recommendation. Improve communication and transparency was selected by 52.58 percent (102 respondents), and provide clearer guidance and standards by 48.45 percent (94 respondents). Modernize review processes and technology was selected by 47.42 percent (92 respondents). Improve consistency in decision-making was selected by 43.30 percent (84 respondents), as was strengthen enforcement of violations (43.30 percent, 84 respondents).

<b>65.46%</b>	Hire more qualified staff
<b>52.58%</b>	Improve communication and transparency
<b>48.45%</b>	Provide clearer guidance and standards
<b>47.42%</b>	Modernize review processes and technology
<b>43.30%</b>	Improve consistency in decision-making
<b>43.30%</b>	Strengthen enforcement of violations

### Engagement, Education, and Coordination (Q39)

Increase community engagement in planning was selected by 41.24 percent (80 respondents). Focus on education and outreach was selected by 37.63 percent (73 respondents), and offer more technical assistance to applicants by 36.08 percent (70 respondents). Better coordinate with Island Burial Councils was selected by 24.23 percent (47 respondents). Other write-in recommendations accounted for 11.34 percent (22 respondents).

The breadth of selection across these recommendations is itself instructive. The strongest single recommendation — hire more qualified staff — is more than twice the selection rate of better coordination with Island Burial Councils, suggesting that even respondents with significant Native Hawaiian and burial-protection concerns view staffing as the foundational fix from which other improvements would follow. Taken together with Q37, the data indicate that a sustained increase in staffing capacity is the public's most consistently identified prescription for SHPD reform.

## Iwi Kūpuna and Burial Site Protection

The treatment of iwi kūpuna emerged as one of the most emotionally charged and consistent themes in the survey. In Q40, 193 respondents identified specific actions SHPD should take to better protect burial sites and iwi.

### Process and Engagement Recommendations (Q40)

Engaging earlier in the planning process for sensitive areas was selected by 52.33 percent (101 respondents). Requiring archaeological monitoring in high-risk areas was selected by 49.74 percent (96 respondents). Improving notification procedures for inadvertent discoveries was selected by 36.27 percent (70 respondents). Improving community consultation processes was selected by 29.53 percent (57 respondents). Developing better protocols for reinterment and reburial was selected by 38.34 percent (74 respondents).

<b>52.33%</b>	Engage earlier in the planning process for sensitive areas
<b>49.74%</b>	Require archaeological monitoring in high-risk areas
<b>45.08%</b>	Strengthen enforcement for violations at burial sites
<b>44.56%</b>	Provide stronger support for Island Burial Councils
<b>41.45%</b>	Increase penalties for disturbing burial sites
<b>38.34%</b>	Develop better protocols for reinterment and reburial
<b>36.27%</b>	Improve notification procedures for inadvertent discoveries

### Enforcement and Penalties (Q40)

Strengthening enforcement for violations at burial sites was selected by 45.08 percent (87 respondents). Increasing penalties for disturbing burial sites was selected by 41.45 percent (80 respondents). The combined emphasis on enforcement and penalties indicates that, in the public's view, the existing legal framework requires meaningful consequences to function effectively.

### Burial Council Coordination and OHA Role (Q40)

Providing stronger support for Island Burial Councils was selected by 44.56 percent (86 respondents). Increasing coordination with the Office of Hawaiian Affairs was selected by 27.46 percent (53 respondents) — a finding that aligns directly with the testimony from the Burial Council Members focus group, in which several participants raised the question of whether the Burial Sites Program should be administratively relocated to OHA. Better coordination with appropriate cultural organizations for non-Hawaiian burials was selected by 24.35 percent (47 respondents). Providing better training for staff on cultural sensitivity was selected by 24.35 percent (47 respondents).

## Non-Hawaiian Burial Sites (Q40)

Improving protection for all historic burial sites — not just Native Hawaiian — was selected by 32.64 percent (63 respondents), indicating that respondents support a comprehensive burial-protection framework that extends to plantation-era and other historic burials. Other write-in recommendations accounted for 8.29 percent (16 respondents). Notably, 12.44 percent (24 respondents) indicated they were not familiar enough with these issues to comment, suggesting that public information on burial protection processes could itself be improved.

## Consequences for Damage to Historic Properties and Burial Sites (Q41)

On the question of what consequences should follow when someone damages, destroys, or disturbs historic properties or burial sites without proper review, 197 respondents produced a clear orientation toward stronger and more contextual penalties. Consequences should vary based on intent and severity was selected by 22.34 percent (44 respondents). Penalties should be especially severe for burial site disturbances was selected by 18.78 percent (37 respondents). Penalties should be stronger to deter violations was selected by 15.74 percent (31 respondents). Requiring restoration or mitigation was selected by 8.63 percent (17 respondents). Requiring cultural protocols and ceremonies for burial disturbances was selected by 3.05 percent (6 respondents). Focusing on education rather than punishment was selected by 5.58 percent (11 respondents). Current penalties are appropriate was selected by 6.09 percent (12 respondents).

Notably, 14.72 percent (29 respondents) indicated they did not know what current penalties are — an indicator that public information on enforcement consequences is itself inadequate. Read together, the data indicate substantial public support for stronger consequences, particularly for burial-site disturbances, alongside recognition that consequences should be calibrated to intent and severity.

## State Priorities for Preservation Investment

When asked which preservation activities should be the State’s highest priorities (Q25, ranked top five), 217 respondents produced rankings that align closely with the values revealed elsewhere in the survey.

### First-Choice Priorities (Q25)

Protecting burial sites and iwi from disturbance received the highest first-choice ranking at 23.96 percent (52 respondents), followed by identifying and documenting historic sites at 22.12 percent (48 respondents), and protecting sites from development at 12.44 percent (27 respondents). Enforcing preservation laws received a first-choice ranking of 6.45 percent (14 respondents). Improving consultation with Native Hawaiian and other cultural communities received a first-choice ranking of 6.45 percent (14 respondents). Integrating preservation into land use planning received a first-choice ranking of 5.53 percent (12 respondents). Educating the public about heritage received a first-choice ranking of 5.07 percent (11 respondents).

<b>23.96%</b>	Protecting burial sites and iwi from disturbance (first choice)
<b>22.12%</b>	Identifying and documenting historic sites (first choice)
<b>12.44%</b>	Protecting sites from development (first choice)
<b>6.45%</b>	Enforcing preservation laws (first choice)
<b>6.45%</b>	Improving consultation with Native Hawaiian communities (first choice)

### Aggregate Top-Three Rankings (Q25)

When the top three rankings are combined, protecting burial sites and iwi from disturbance accumulated more than 51 percent of respondents placing it in their top three. Identifying and documenting historic sites accumulated more than 50 percent. Protecting sites from development accumulated approximately 49 percent. Enforcing preservation laws accumulated about 23 percent. The pattern indicates that protection-and-documentation activities cluster as the State’s top tier of priorities, with enforcement, consultation, and supporting community-led preservation forming a substantial second tier.

### Lower-Tier Priorities (Q25)

Developing heritage tourism received a first-choice ranking from less than one percent of respondents (0.92 percent, two respondents) and accumulated mostly low rankings across the top-five exercise. Training skilled craftspeople and planning for climate change impacts also tended to cluster as secondary rather than top-tier priorities, suggesting that respondents recognize their importance but view them as activities that should follow rather than precede core protection and documentation work. The overall ranking pattern indicates that the State’s role, in the public’s view, is first to identify and protect, then to enforce and consult, and only then to develop programs related to tourism, training, and climate adaptation.

## The Role of Preservation in Hawai'i's Future

Respondents were asked to identify the role historic preservation should play in Hawai'i's future (Q27, select all that apply). Among 215 respondents, the responses produced a clear set of cultural and educational roles followed by a more divided cluster of economic and tourism roles.

### Cultural and Educational Roles (Q27)

Maintaining cultural identity and sense of place was selected by 86.51 percent (186 respondents) — the highest selection rate for any question in this part of the survey. Protecting sacred and spiritual sites was selected by 74.88 percent (161 respondents). Preserving traditional knowledge and practices was selected by 73.95 percent (159 respondents). Educating future generations was selected by 73.49 percent (158 respondents). Fostering community pride and connection was selected by 60.00 percent (129 respondents).

<b>86.51%</b>	Maintaining cultural identity and sense of place
<b>74.88%</b>	Protecting sacred and spiritual sites
<b>73.95%</b>	Preserving traditional knowledge and practices
<b>73.49%</b>	Educating future generations
<b>60.00%</b>	Fostering community pride and connection

### Economic and Adaptive-Reuse Roles (Q27)

Three additional roles were selected by approximately one-third to one-half of respondents. Creating jobs in preservation trades was selected by 51.63 percent (111 respondents) — a notable result that aligns with focus group testimony emphasizing workforce development. Supporting affordable housing through adaptive reuse was selected by 42.79 percent (92 respondents). Supporting sustainable tourism was selected by 38.14 percent (82 respondents), and fighting climate change through building reuse by 36.74 percent (79 respondents). Supporting general economic development was selected by 25.12 percent (54 respondents). Other write-in roles accounted for 4.65 percent (10 respondents).

Read together, the data indicate that the public views preservation primarily as a cultural and educational obligation, with economic, tourism, and adaptive-reuse roles considered legitimate but distinctly secondary.

## What Historic Property Owners Need

Property owners face particular challenges in navigating Hawai'i's preservation system, and the survey included a specific question about what resources or support they need most (Q26).

### Owner Support Needs (Q26)

Among 220 respondents, 25.91 percent (57 respondents) indicated they do not own historic property. Among the remaining respondents, technical guidance and expertise was the most-selected support, identified by 19.09 percent (42 respondents) of the full sample. Financial assistance through grants and tax credits was selected by 15.91 percent (35 respondents). Connection to preservation professionals was selected by 11.82 percent (26 respondents), as was streamlined permitting processes (11.82 percent, 26 respondents). Regulatory flexibility was selected by 5.91 percent (13 respondents). Access to traditional materials and craftspeople was selected by 1.82 percent (4 respondents). Educational resources were selected by 0.91 percent (2 respondents). Other write-in needs accounted for 4.55 percent (10 respondents).

<b>19.09%</b>	Technical guidance and expertise
<b>15.91%</b>	Financial assistance (grants, tax credits)
<b>11.82%</b>	Connection to preservation professionals
<b>11.82%</b>	Streamlined permitting processes
<b>5.91%</b>	Regulatory flexibility

The pattern indicates that property owners view technical guidance and financial support as their most pressing needs, with regulatory flexibility considered substantially less important than is sometimes assumed in public debate. The figures also support the focus group testimony from architectural historians and preservation nonprofits regarding the urgent need to reinstate and expand the State historic-preservation tax credit and to develop SHPD-adopted standards and design guidelines.

## Refining the 50-Year Threshold and Balancing with Community Needs

### On the 50-Year Review Threshold (Q35)

Respondents were asked specifically about SHPD’s practice of reviewing all buildings over 50 years old, regardless of their historic significance. Among 200 respondents, 19.50 percent (39 respondents) indicated the current approach is appropriate and should continue. The largest single response — 33.00 percent (66 respondents) — indicated that the threshold should be more selective, focusing only on truly significant properties. An additional 31.00 percent (62 respondents) indicated that the criteria should include factors beyond age. Only 9.00 percent (18 respondents) indicated they did not know enough to say. Other write-in responses accounted for 7.00 percent (14 respondents).

<b>33.00%</b>	Should be more selective, focusing only on truly significant properties
<b>31.00%</b>	Should include additional criteria beyond age
<b>19.50%</b>	Current approach is appropriate and should continue
<b>9.00%</b>	Don’t know enough to say

Read together, the data indicate that nearly two-thirds of respondents support some form of refinement to the current 50-year-only threshold, with most preferring an approach that incorporates additional significance criteria rather than simply raising the age threshold. This finding aligns directly with focus group testimony from architectural historians and developers calling for two-track regulatory approaches.

### Balancing Preservation with Other Community Needs (Q36)

Asked how SHPD should balance historic preservation with other community needs, 197 respondents produced a clear distribution. Prioritizing preservation over development in most cases was selected by 32.49 percent (64 respondents). Finding ways to streamline reviews for projects with minimal impact was selected by 29.44 percent (58 respondents). Focusing resources on the most significant historic properties was selected by 11.17 percent (22 respondents). Increasing community input in decision-making was selected by 10.15 percent (20 respondents). Improving coordination with housing and development agencies was selected by 7.61 percent (15 respondents), and providing more technical assistance to help projects comply by 4.57 percent (9 respondents). Other write-in approaches accounted for 4.57 percent (9 respondents).

The bifurcated pattern — with one-third favoring preservation prioritization and another roughly one-third favoring streamlined reviews for low-impact work — is consistent with the focus group testimony from architectural historians and developers calling for a two-track 6E regulatory model in which stewardship work is streamlined while higher-impact development warrants closer scrutiny. The data indicate that the public is not unified behind a single posture, but rather supports a more sophisticated regulatory approach that recognizes meaningful differences among project types.

## Cesspool Conversion and Cultural Resource Protection

The survey included a specific question (Q46) about how the State’s ongoing cesspool-conversion process should be managed in areas with historic properties or potential cultural sensitivity. Among 183 respondents, the largest single response — 37.70 percent (69 respondents) — favored offering technical and financial assistance to help property owners build individual wastewater systems while complying with historic preservation laws.

<b>37.70%</b>	Offer technical and financial assistance to comply with both
<b>13.66%</b>	Require consultation with SHPD and cultural practitioners
<b>12.02%</b>	Not sure / need more information
<b>10.93%</b>	Prioritize public health regardless of historic status
<b>9.84%</b>	Provide exemptions or extended timelines for historic properties
<b>8.74%</b>	Develop alternative technologies compatible with historic structures

Requiring consultation with SHPD and cultural practitioners before any work near sensitive areas was selected by 13.66 percent (25 respondents), and developing alternative technologies more compatible with historic structures by 8.74 percent (16 respondents). Prioritizing public health and requiring closure regardless of historic status was selected by 10.93 percent (20 respondents). Providing exemptions or extended timelines for properties with historic or cultural significance was selected by 9.84 percent (18 respondents). 12.02 percent (22 respondents) indicated they were not sure or needed more information. Other write-in responses accounted for 6.56 percent (12 respondents).

The pattern indicates that the public does not view cesspool conversion and cultural protection as inherently in conflict, but rather as an area where coordinated technical and financial support could allow both objectives to be met simultaneously. This finding offers a clear path for SHPD coordination with the Department of Health and counties on cesspool-conversion implementation in sensitive areas.

## Federal Compliance and Funding

Asked about the importance of SHPD maintaining federal compliance and funding eligibility (Q42), 200 respondents produced a clearly favorable distribution. Very important — indicating that federal standards and funding are essential — was selected by 47.50 percent (95 respondents). Somewhat important, with state priorities coming first, was selected by 23.00 percent (46 respondents). Not very important, indicating that Hawai'i should set its own standards, was selected by 11.50 percent (23 respondents). 15.00 percent (30 respondents) indicated they did not understand the federal requirements well enough to say. Other write-in responses accounted for 1.50 percent (3 respondents).

<b>47.50%</b>	Very important — federal standards and funding are essential
<b>23.00%</b>	Somewhat important — but state priorities should come first
<b>11.50%</b>	Not very important — Hawai'i should set its own standards
<b>15.00%</b>	Don't understand the federal requirements well enough

Combined, more than 70 percent of respondents view federal compliance and funding as either very or somewhat important. The pattern indicates that the public broadly recognizes the value of federal participation in Hawai'i's preservation system, even as many also believe that federal frameworks should be supplemented or refined to better reflect Hawaiian context.

## How the Public Learns About and Engages With Preservation Issues

### Information Channels (Q21)

Respondents reported relying on multiple channels for information about preservation issues. Of 227 respondents, community organizations were cited by 65.64 percent (149 respondents), making them the single most-cited information source. Social media was cited by 59.47 percent (135 respondents), word of mouth by 57.27 percent (130 respondents), cultural groups by 55.95 percent (127 respondents), and newspapers and magazines by 55.07 percent (125 respondents). Government websites were cited by 40.53 percent (92 respondents) — a substantial figure but well below community-based sources. Educational institutions were cited by 31.72 percent (72 respondents), and television and radio by 30.84 percent (70 respondents). Only 3.52 percent (8 respondents) indicated they do not actively seek this information.

<b>65.64%</b>	Community organizations
<b>59.47%</b>	Social media
<b>57.27%</b>	Word of mouth
<b>55.95%</b>	Cultural groups
<b>55.07%</b>	Newspapers and magazines
<b>40.53%</b>	Government websites

The pattern indicates that effective public engagement on preservation issues will require multi-channel communication strategies that move beyond government websites to include sustained partnerships with community and cultural organizations and active use of social media.

### Preferred Forms of Involvement (Q22)

Of 225 respondents, educational programs and workshops were selected by 61.33 percent (138 respondents). Volunteering for preservation projects was selected by 59.11 percent (133 respondents). Participating in cultural events was selected by 57.78 percent (130 respondents). Attending community meetings was selected by 46.67 percent (105 respondents), and participating in online surveys by 44.44 percent (100 respondents). Sharing knowledge and stories was selected by 43.56 percent (98 respondents). Advocating with elected officials was selected by 31.56 percent (71 respondents), and donating to preservation causes by 21.33 percent (48 respondents). Social media engagement was selected by 21.33 percent (48 respondents). Only 4.89 percent (11 respondents) indicated they were not interested in getting involved. The pattern indicates substantial unmet demand for hands-on, educational, and participatory engagement opportunities.

### Barriers to Participation (Q23)

Barriers to participation, identified in Q23, were concentrated in a small set of structural rather than attitudinal issues. Among 227 respondents, lack of time was cited by 50.66 percent (115 respondents) — the single most common barrier. Meetings being inconvenient or inaccessible was cited by 25.11 percent (57 respondents). Not knowing how to get involved was cited by 24.67 percent (56 respondents). Feeling that one’s voice would not be heard was cited by 21.59 percent (49 respondents). Lack of transportation was cited by 3.08 percent (7 respondents), and language barriers by 1.76 percent (4 respondents).

<b>50.66%</b>	Lack of time (single most common barrier)
<b>29.07%</b>	No barriers — already involved
<b>25.11%</b>	Meetings are inconvenient or inaccessible
<b>24.67%</b>	Don’t know how to get involved
<b>21.59%</b>	Feel my voice wouldn’t be heard

Importantly, 29.07 percent (66 respondents) reported having no barriers because they are already involved — a striking figure that itself documents the depth of the engaged public. Only 2.20 percent (5 respondents) reported being not interested. Read together, the data indicate that the demand for public engagement substantially exceeds current opportunities and that the largest barriers — time, accessible meeting formats, and clear pathways to involvement — are addressable through better engagement design rather than larger appeals.

## Open-Ended Responses and the Voice of the Public

In addition to the structured items reviewed above, the survey included approximately fifteen open-ended questions. These covered specific recommendations for SHPD (Q43), suggestions for how Hawai'i should balance preservation with other needs (Q31), models of successful preservation projects (Q32), climate change adaptation actions (Q44), recommendations regarding iwi kūpuna and burial sites (Q48), what successful preservation in Hawai'i would look like in ten years (Q28), the largest preservation challenges as participants experience them (Q51), how to fix those challenges (Q52), what makes Hawai'i's preservation challenges unique (Q53), areas where resources have been overlooked or underrepresented (Q19), groups that should have a stronger voice in preservation decisions (Q30), and any specific recommendations for the new preservation plan (Q55).

Several themes recurred across these qualitative responses with notable consistency. First, many respondents explicitly attributed delays and inconsistencies to systemic under-resourcing rather than individual shortcomings, often praising specific SHPD staff while criticizing the systems within which staff operate. Second, frustration with unpredictability and lack of transparency was widespread; respondents described unclear expectations, shifting requirements, limited access to records, and inconsistent interpretations of rules. Third, respondents described preservation as a relational practice, not just a regulatory process, emphasizing that the most successful preservation efforts in Hawai'i come from 'ohana, practitioners, and grassroots organizations and that those groups deserve stable funding, technical support, and recognition of their expertise.

Fourth, respondents articulated a vision for proactive preservation — a system that identifies and protects resources before they are threatened, rather than responding only when development pressure forces a review. Many specifically called for SHPD to undertake context studies, thematic surveys, and active outreach to communities about resources at risk. Fifth, respondents called for legislative action, including the reinstatement and expansion of preservation tax incentives, the modernization of administrative rules last revised in 1997, and the restoration of definitions of “historic property” narrowed by recent legislative changes.

Sixth, respondents identified specific successful models, including community-led restoration of fishponds and lo'i kalo, the Maui County 'Ōiwi Resources Department, certain heiau-protection efforts, and the work of nonprofit and cultural-organization stewards. Seventh, respondents emphasized that Hawai'i's preservation challenges are uniquely shaped by the ongoing erasure of Native Hawaiian sites, the layered histories of immigrant communities, climate vulnerability of coastal sites, and the political reality that Native Hawaiian cultural authority must be recognized in substance, not only in rhetoric. Eighth, respondents called repeatedly for better protection and consultation around iwi kūpuna, including longer consultation timelines, mandatory monitoring in known sensitive areas, real consequences for violations, and the establishment of stable funding and staffing for the Burial Sites Program.

These qualitative themes are consistent with, and add depth to, the patterns visible in the quantitative data. The combination of structured and narrative responses produces a portrait of a public that is highly informed, deeply invested, and broadly aligned in its priorities and concerns.

## Summary of Public Survey Findings

Taken together, the public survey results reflect a public that is deeply committed to protecting Hawai'i's cultural heritage but increasingly concerned that existing systems are not equipped to meet that responsibility. Five top-line findings emerge from the data.

### 1. Native Hawaiian Resources Are the Defining Heritage

Across multiple questions and framings, respondents identified Native Hawaiian cultural resources — traditional sites, burial sites and iwi kūpuna, cultural landscapes, and traditional cultural practices — as the State's most important resources. Selection rates of 81.15 percent for traditional Hawaiian sites, 74.47–80.08 percent for the cultural-spiritual core principles, and 86.51 percent for maintaining cultural identity and sense of place document a public consensus that is unusually strong by survey standards.

### 2. Development Pressure Is the Defining Threat

Development pressure and urbanization was selected as a top threat by 70.34 percent of respondents — by far the most-cited threat. The pattern indicates that, in the public's view, the preservation challenge in Hawai'i is primarily a problem of pace and protection.

### 3. The State and Legislature Are Underperforming

Only 6.04 percent of respondents agreed or strongly agreed that the State manages historic and cultural resources well, and only 4.75 percent agreed or strongly agreed that the Legislature creates effective preservation policy — the lowest agreement rates in the survey. The 22.84 percent strongly-disagree rate for the Legislature was the highest strongly-disagree percentage anywhere in the instrument.

### 4. SHPD Is Under-Resourced, Not Misdirected

Insufficient staff and resources was the single most-cited SHPD challenge (64.95 percent), and hire more qualified staff was the single most-cited recommendation for improvement (65.46 percent). Technical expertise was the highest-rated SHPD performance dimension. The pattern indicates that the public views SHPD's primary challenge as one of capacity rather than commitment.

### 5. Iwi Kūpuna Demand Structural Reform

Engaging earlier in the planning process for sensitive areas (52.33 percent), requiring archaeological monitoring in high-risk areas (49.74 percent), strengthening enforcement at burial sites (45.08 percent), and providing stronger support for Island Burial Councils (44.56 percent) were the top-tier recommendations for burial protection. Combined with the testimony from Burial Council members in the focus groups, these data document a clear public mandate for structural reform of iwi kūpuna protection processes.

The disaggregated data attached as an appendix to the Comprehensive Summary of Public Input report (Data\_All\_260428.pdf) provide the underlying detail behind the summary findings presented here. The data have been integrated directly into the priorities and goals of the draft 2026–2034 State Historic

Preservation Plan, including specific staffing commitments, programmatic agreement initiatives, standard operating procedure development, and structural reform recommendations for the Burial Sites Program.

DRAFT

## 2025 Focus Groups

The 2025 focus groups were designed to provide depth, specificity, and direct dialogue with the stakeholders most engaged in the day-to-day practice of historic preservation in Hawai'i. The sessions were organized by stakeholder group rather than geography to allow participants with shared expertise to engage with one another and to ensure that no single perspective dominated. The following narrative summarizes each session in turn, drawing on transcripts of the recorded discussions and preserving the voice of participants through direct quotation.

### Burial Council Members — November 17, 2025

The Burial Council Members focus group brought together approximately ten current and former members of the O'ahu, Hawai'i Island, Maui Lāna'i, Moloka'i, and Kaua'i/Ni'ihau Island Burial Councils, including former chairs, current chairs, and a large-landowner representative. The session was facilitated by Na'alehu Anthony with cultural facilitation by Kumu Hinaleimoana Wong-Kalu. Participants spoke directly to the structural problems they have experienced in carrying out their statutory responsibilities and to the conditions under which iwi kūpuna are encountered, treated, and, too often, disturbed.

Participants emphasized that the administrative rules governing inadvertent discoveries and burial treatment are workable in concept but routinely fail in practice because of inadequate staffing, missed timelines, and the absence of meaningful enforcement. The 24-hour notification window for inadvertent discoveries was repeatedly described as unworkable for descendants who have full lives and competing responsibilities. The six-month delays often experienced for letters of determination were described as functionally enabling developers to install utilities and other improvements before preservation in place can be considered.

*"Frankly, if you're not going to find people, if you're not going to issue stop work orders when basically they thumb their nose at you and do what they want, then what's the purpose? They play games with us."*

— Burial Council Members focus group, November 17, 2025

*"The longer it waits, the more work happens. The inadvertent discoveries there we have to wait six months for letters of determinations, by which point all of the utilities, specifically lateral sewer lines, had already been installed. Thus, the developer basically strong-armed SHPD into relocating burials."*

— Burial Council Members focus group, November 17, 2025

*"On Moloka'i, we walking out of our hale with our toolbox. When we sit at the table and we talk to the landowners, we come with humility. Sometimes we can get to the point where we be warriors because that is who we are protecting. We're protecting our ancestors who are the warriors before us."*

— Burial Council Members focus group, November 17, 2025

*“The iwi kūpuna do not move. You rearrange your project. The iwi kūpuna should not be weaponized and used as your excuse, your scapegoat for why your work cannot be done.”*

— Burial Council Members focus group, November 17, 2025

Participants also raised serious concerns regarding conflicts of interest in the legal counsel structure available to Burial Councils. Because the Attorney General’s office represents both SHPD and the Burial Councils, there is no independent counsel available when council and division interests diverge. Several participants supported transferring the Burial Sites Program from SHPD to the Office of Hawaiian Affairs to resolve this conflict, while others called for separate, contracted legal counsel modeled on the Department of Hawaiian Home Lands’ use of the Native Hawaiian Legal Corporation.

### **Cultural Practitioners and Ethnographers — November 18, 2025 (Evening)**

The Cultural Practitioners and Ethnographers focus group convened ethnographic professionals and cultural practitioners involved in restoration, education, and consultation. Participants included an ethnographer with master’s-level training in historic preservation, a cultural practitioner running a lo’i restoration project on lands owned by SHPD, and Kumu Hinaleimoana Wong-Kalu as cultural facilitator. The session focused on the gap between formal regulatory consultation and the relational, place-based work that actually sustains cultural resources.

Participants emphasized that traditional and indigenous knowledge is consistently discounted in academic and regulatory settings, despite serving the same evidentiary purpose as Western science. They also described a chronic lack of foundational understanding among project proponents regarding when cultural impact assessments and Kapa Kai analyses are required, which compresses the timeline for consultation and produces inadequate outcomes.

*“All of the streams in Kahalu’u are channelized. A cultural practitioner could have explained the importance of keeping the wai above ground and not creating a ditch for it to all just meet and then mingle. There’s a lot of reasons why kūpuna kāne did things, and those reasons are forgotten.”*

— Cultural Practitioners and Ethnographers focus group, November 18, 2025

*“When SHPD folks come to our work days and come to our work site, it opens a whole new world for them. And they build pilina, and then they want to help more because now they got a connection to this space that SHPD owned for 50 years but never did nothing because it was too much work.”*

— Cultural Practitioners and Ethnographers focus group, November 18, 2025

*“I’m coming up against all these cultural practitioners being hit up maybe a couple of times a month for comment on projects, and they don’t have time to respond to all that. I would like guidance on compensation for people’s time.”*

— *Cultural Practitioners and Ethnographers focus group, November 18, 2025*

Participants recommended the development of clear SHPD guidance documents specifying when cultural impact assessments are required and at what project phase, formal mechanisms for SHPD to receive and house cultural impact assessments, standardization of ethical compensation practices for cultural informants, and a low-cost archaeology-monitor program for community-led restoration projects on registered sites.

### **Government Officials — November 19, 2025**

The Government Officials focus group convened approximately twelve federal, state, and county government staff with historic preservation responsibilities. Participants included SHPD archaeologists from Maui, the Maui Burial Site Specialist, archaeologists from the National Park Service Ala Kahakai Trail and Haleakalā National Park, planners from the City and County of Honolulu Department of Planning and Permitting, the Hawai'i Community Development Authority, the Maui County 'Ōiwi Resources Department, and a Maui County Council Member. The session focused on the structural and operational gaps that constrain interagency coordination and effective enforcement.

Participants identified Maui County's 'Ōiwi Resources Department as a leading model. The Department employs the only county-level archaeologist in Hawai'i and provides direct liaison between the county, planning commissions, community, and SHPD. Participants from other counties expressed interest in replicating elements of this approach. Throughout the session, participants emphasized that compliance and enforcement are not the same thing. SHPD has compliance review authority but does not enforce; the Division of Conservation and Resources Enforcement (DOCARE) has enforcement authority but lacks training in cultural and archaeological resource protection.

*"The problem is our DOCARE officers and enforcement are not trained to know what they're looking at. SHPD is under DLNR, DOCARE is under DLNR. Can everybody invest in training? Because that's one of the hugest concerns that we have."*

— *Government Officials focus group, November 19, 2025*

*"I have no nexus other than 'is a building permit required for that work.' If it doesn't require a building permit, then I don't have a reason to send an inspector out there."*

— *Government Officials focus group, November 19, 2025*

*"We don't have the luxury to wait for concurrence. We just don't have the luxury of three months of a turnaround in terms of review time, because we have that summer to do the preservation work itself."*

— *Government Officials focus group, November 19, 2025*

Participants recommended replicating Maui’s ‘Ōiwi Resources model in other counties, creating a CLG and review-board liaison position at SHPD, training DOCARE officers and county police in iwi protocols, adopting Section 106-style “30-day silence equals concurrence” timelines for 6E reviews, building sensitivity-area GIS overlays accessible to landowners, integrating HICRIS with the National Park Service Cultural Resource Inventory, and developing standard operating procedures with consistent intake processes.

### **Hawai’i Island Burial Council Chair — November 24, 2025 (Make-up Session)**

A make-up session was held on November 24, 2025 to capture the testimony of the Hawai’i Island Burial Council Chair, who could not attend the November 17 session. The Chair is also a lineal descendant from Kā’ū to Kohala, a hula practitioner, a GIS specialist, and a former cultural liaison at Hokuli’a. The session was facilitated by Torie Ho’opi’i.

The Chair’s testimony focused on the procedural integrity of inadvertent discovery determinations and burial treatment plan recommendations, the absence of standardized onboarding and training for new council members, the importance of preservation that allows continued cultural practice rather than rigid protection alone, and the need for cleaning up and maintaining accurate descendant lists for each ahupua’a and moku.

*“The inadvertent discoveries — the determination is made by the burial specialist for SHPD for that island. There’s no... after that, it’s all just trust and fairy dust. I don’t believe that inadvertents should be made by one individual ever.”*

— Hawai’i Island Burial Council Chair make-up session, November 24, 2025

*“I always stick by — in order to preserve something, it’s got to be dead, and we’re not dead yet. One of the huge downfalls of preservation is that it protects things so rigidly that over time, people stop caring about it because they’ve never gotten to experience it. They’ve never gotten to engage with it. They only get to look at it.”*

— Hawai’i Island Burial Council Chair make-up session, November 24, 2025

*“Every time a kupuna passes, a library is lost, a library burns down. And I think we don’t place enough emphasis on that.”*

— Hawai’i Island Burial Council Chair make-up session, November 24, 2025

*“Typically, the descendants who are avoided are used to being avoided. When you avoid them and you treat them like they don’t deserve a voice because you don’t like their voice, you’re just cycling through that trauma and that history of broken trust and ‘eha.”*

— Hawai’i Island Burial Council Chair make-up session, November 24, 2025

The Chair recommended a two-step burial treatment plan process (discussion before recommendation), routing inadvertent discovery determinations through Burial Council

quorum under Sunshine Law, mandatory Attorney General presence at every meeting, an onboarding packet for new members, mandatory annual training, and the establishment of youth internships and college mentorship programs to develop the next generation of practitioners and burial specialists.

## Architectural Historians and Built-Environment Professionals — December 2, 2025

The Architectural Historians focus group convened built-environment preservation professionals, including the Executive Director of Historic Hawai'i Foundation, an architectural historian formerly at SHPD and now with the Advisory Council on Historic Preservation, and a historic-preservation consultant recently relocated to Hawai'i from the Southwest. The session focused on the absence of formal SHPD-adopted standards for the treatment of historic buildings, the systematic underrepresentation of Native Hawaiian, Buddhist, plantation-era, and civil-rights properties on the State and National Registers, and the consequences of the 2024 statutory revision narrowing the definition of "historic property" under Chapter 6E.

*"We have a lot of review processes, but not necessarily a lot of outcome-based expectations of those review processes. It's like process for its own sake instead of process for the sake of actually resulting in preservation."*

— Architectural Historians focus group, December 2, 2025

*"The majority of the properties that are listed on the register are big, fancy, rich people houses in Mānoa. That's not reflective of what Hawaii's historic properties are. It's reflective of the people who have the money to do that and are incentivized to do things like that."*

— Architectural Historians focus group, December 2, 2025

*"If the purpose of our preservation review is to enable preservation, what you want to do is streamline stewardship activities. Someone wants to fix a building in Chinatown or fix their windows in Mānoa or restore a fish pond, let that go fast. If someone wants to tear something down for whatever good purpose, that deserves a lot of scrutiny. They had that value system completely swapped."*

— Architectural Historians focus group, December 2, 2025

*"It used to be that those sites that were associated with a history that had been erased... they were still recognized as significant historic properties under State law under 6E. The legislature just changed that. They no longer are."*

— Architectural Historians focus group, December 2, 2025

Participants recommended that SHPD formally adopt the Secretary of the Interior's Standards, develop historic-district design guidelines and substitute-materials guidance, restore standardized architectural inventory forms, fund context statements for underrepresented property types, reinstate and expand the State historic-preservation tax

credit, create a State-level grant program modeled on Arizona's, and adopt a two-track regulatory model that streamlines stewardship while maintaining scrutiny on demolition and development.

### Planners and Engineers — December 3, 2025

The Planners and Engineers focus group convened five participants representing development, engineering, planning, and water resource management. Participants included a long-tenured Maui developer who serves on the Maui Lāna'i Island Burial Council, an engineer for the same firm, a planner working on a 700-acre Kona project, and a representative of the Commission on Water Resource Management. The session focused on the operational consequences of SHPD review timelines for housing delivery, infrastructure, and the State's broader economy.

*"In 32 years of development, we have never relocated iwi kupuna. None of our entities have ever relocated. We've redesigned projects, we've lost lots, we've moved utility lines, we've moved roadways. But it's frustrating when we go through this process. SHPD has become a tool to stop housing development. It's a detriment to our economy. It's driving people away. It's driving up cost."*

— Planners and Engineers focus group, December 3, 2025

*"We learn through the grapevine or after the fact about people submitting letters to SHPD that we're unaware of until it sprung on us at a Planning Commission meeting. Basically, it's like a dog that just keeps coming at you."*

— Planners and Engineers focus group, December 3, 2025

*"We're talking about archeological features. I don't know how it can be outdated because we're talking of these things are in some cases hundreds of years old. If a survey has been done, if it's been approved, then it shouldn't be subject to questioning."*

— Planners and Engineers focus group, December 3, 2025

*"The way that information filters down to staff about bills that pass, what are the implications, is not great. I'm not aware of this new law... I've been with DLNR for 15 years."*

— Planners and Engineers focus group, December 3, 2025

Participants recommended the development and publication of standard operating procedures and submittal checklists for all 6E review categories, statutory deemed-concurrence after a defined response window for both 6E-8 and 6E-42 projects, a public Guide to the Implementation of HRS 6E, designated points of contact for large or complex projects, expansion of programmatic agreements beyond DOT and Honolulu DPP, and a third-party certification track for senior archaeologists, including place-based reviewers and lineal descendants.

### Certified Local Governments and Review Boards — December 3, 2025 (Evening)

The Review Boards focus group was held in the evening of December 3, 2025. Participation was limited; the substantive testimony was provided by a former Chair of the State Historic Places Review Board, who is also currently the President of the Society for Hawaiian Archaeology and a Director and Principal Archaeologist for one of the State's largest cultural resource management firms. The participant agreed to continue substantive testimony at the Archaeologists session the following day, and the two transcripts should be read together for the full picture of review board issues.

*“On Hawai'i Island you have three archeologists right now, which has less development, less review than the one archeologist on O'ahu has. That leaves the one person stretched thin, trying to respond to everything on O'ahu, which is an immense workload.”*

— Review Boards focus group, December 3, 2025

*“It often feels a little bit, I don't know if lonely is the wrong word, but it feels to some extent you're disconnected from the state or from SHPD. Then you're also, on the other hand, disconnected from the county government. In many ways, it feels like just the left hand is not talking to the right.”*

— Review Boards focus group, December 3, 2025

*“If you have a heiau in your backyard and you put it on the national register, you just take on the encumbrance of something that you can't bulldoze. We can't always assume people that have these lands are just going to say, 'Out of the goodness of my heart, I'm going to put an encumbrance on my land.' If we can offer something that encourages people who wouldn't otherwise, I would love to see that extend to archeological sites and preservation in place burials.”*

— Review Boards focus group, December 3, 2025

The participant recommended that Certified Local Governments and review boards be provided with consistent legal counsel, IT support, and technical staff briefings; that SHPD restructure to separate the Administrator and SHPO roles; that staffing in the History and Culture Branch be prioritized; that mandatory Sunshine-Law and procedural training be added to existing ethics and Native Hawaiian law training; that counties hire SOI-qualified archaeologists for prescreening; and that county tax incentives currently available for historic single-family residences be extended to archaeological sites and to preserve-in-place burials.

### **Cultural Resource Management Archaeologists — December 4, 2025**

The Archaeologists focus group was the largest single session, with more than twenty participants representing major cultural resource management firms (ASM Affiliates, SWCA Environmental Consulting, Pacific Legacy, Stantec, Kleinfelder, Ho'āina Heritage Services, Pacific Consulting Services, Noho Papa Hawai'i, EPAC), former SHPD leadership, the Maui County Archaeologist, the President of the Society for Hawaiian

Archaeology, and Kumu Hinaleimoana Wong-Kalu as cultural advisor. The session focused on the operational and capacity issues that participants experience as a consequence of SHPD's persistent under-resourcing.

*"I have actually one cure-all for everything, and that's about 10 times the staffing at SHPD. It's as simple as that in a lot of ways for me."*

*— Archaeologists focus group, December 4, 2025*

*"It's really easy to get a permit to conduct archeology in Hawaii. I think something that could be of added value to a resource protection and professional standards is to require some cultural training as part of you wanting to get your permit."*

*— Archaeologists focus group, December 4, 2025*

*"We are asking the same questions that archeologists asked 50 years ago. Not because we haven't answered any of them, we just can't be bothered to look at what we've done. We get a standalone report, and then somebody comes in with another standalone report, not necessarily taking into account the work that's gone before."*

*— Archaeologists focus group, December 4, 2025*

*"I don't like the inadvertent find. I think it's disingenuous when you're up to your 223rd inadvertent. The definition is unintended, unexpected. In Lahaina now, where we have hundreds of iwi kupuna that have revealed themselves during the cleanup, we're asking for 100% AIS because we don't want inadvertences. We know it's a burial ground."*

*— Archaeologists focus group, December 4, 2025*

Participants recommended a substantial increase in SHPD staffing with a clear plan to secure sustained legislative funding; mandatory cultural-competency training as a condition of archaeological permits; a hybrid cultural-archaeological monitor certification program modeled on Lahaina recovery; licensing of archaeologists through DCCA or a comparable framework; sliding-scale permit fees based on firm revenue to fund SHPD work; full build-out of the HICRIS digital library, especially for O'ahu; the development of area-wide and programmatic monitoring plans; the dedicated identification of Traditional Cultural Properties; the resolution of the curation and collections crisis; and the tightening of the inadvertent discovery definition in known burial-ground areas.

### **Preservation Nonprofits and Advocacy Organizations — December 4, 2025 (Evening)**

The Preservation Nonprofits focus group convened in the evening of December 4, 2025. Participants included the Executive Director of Historic Hawai'i Foundation (also present at the architectural historians session), a member of the Kali'uokapa'akai Collective, and Kumu Hinaleimoana Wong-Kalu. The session focused on the fragility of Hawai'i's

preservation infrastructure, the consequences of recent legislative changes, and the need for proactive site identification.

*“Preservation can be both proactive and reactive. SHPD’s role is primarily reactive. Somebody wants to do something that will affect a historic property, what do we have to say about it? SHPD is not proactively going out and saying, ‘What are our historic properties in Kailua?’”*

— Preservation Nonprofits focus group, December 4, 2025

*“Why can’t we actually sit down, come up with something so that... the word is erasure. We’ve been next to completely erased, but there are still these little windows and little portals where the knowledge comes through. Can’t we do something that honors this?”*

— Preservation Nonprofits focus group, December 4, 2025

*“I have been very concerned about the capacity of our preservation infrastructure for the last many years, probably at least 10 years. And I feel like every single organization and institution working on preservation is on these razor-thin margins. You’re like one or two staff members away from collapse.”*

— Preservation Nonprofits focus group, December 4, 2025

Participants recommended a legislative fix to restore the “associated with traditional and cultural practices of Native Hawaiians or other ethnic group” criterion to the definition of historic property, the development of a mechanism for community-identified sites to receive State Inventory of Historic Places numbers without a triggering project, a Hawai’i-specific recognition tier for sites of erasure that lack physical integrity but retain cultural and historical significance, and explicit coordination of the three concurrent statewide plans (the SHPD plan, the Historic Hawai’i Foundation Strategic Plan, and the Wahi Kūpuna Stewardship Management Plan).

### **Developers and Landowners — December 5, 2025**

The Developers and Landowners focus group was held on December 5, 2025 and brought together developers, landowners, and their consultants from active high-density projects in Kaka’ako, Waikīkī, the Capitol District, and downtown Honolulu. The session focused on the operational impact of SHPD review timelines, the absence of standard operating procedures, the perceived avoidance of decision-making by SHPD, and the appetite for permit-stamped archaeologist recommendations carrying default force when SHPD does not act within statutory windows.

*“For [one project], we spent \$275,000 cataloging every bottle cap. For [another] project, the quote was between the data recovery work and the report — \$850,000 plus \$500,000, \$1.35 million for a report. I’m just really curious what value that’s adding to the universe and how it’s being used.”*

— Developers and Landowners focus group, December 5, 2025

*“This one says it has to be done within one day, but there’s nothing about what happens if they don’t do it in one day. We’ve had projects delayed for months.”*

*— Developers and Landowners focus group, December 5, 2025*

Participants recommended the implementation and enforcement of the 2024 Act 160 “30-day silence equals concurrence” timeline and its expansion to additional review categories, permit-stamped archaeologist recommendations carrying default force if SHPD does not act within statutory windows, the development of standard operating procedures and standard determination-letter templates, alternative mitigation pathways instead of rote data recovery, direct-to-AIS pathways in known “hot zone” areas, resolution of the Cultural Resources Commission quorum crisis, and clearer guidance on cross-branch review coordination.

DRAFT

## Findings

When the testimony of more than 500 participants from across three years of engagement is read together, certain findings emerge with striking consistency. These findings are presented here not as a comprehensive list of every issue raised, but as the cross-cutting themes that surfaced in multiple meetings, across multiple stakeholder groups, and over multiple years. They reflect what the public has been telling SHPD, repeatedly and in detail, about the conditions of historic preservation in Hawai'i today.

### **Finding 1: Native Hawaiian Cultural Resources Are the Public's Top Priority**

Across every phase of engagement, participants identified Native Hawaiian cultural resources — traditional cultural properties, iwi kūpuna, sacred sites, cultural landscapes, and living cultural practices — as the most important resources for the State to protect. This priority appeared across all islands, demographic groups, and professional backgrounds. It is not a partisan or selective priority; it is a statewide consensus.

### **Finding 2: SHPD Is Critically Under-Resourced**

Across the 2022 meetings, the public survey, and every 2025 focus group, participants described SHPD as critically under-staffed and under-resourced. Backlogs in review, missed statutory deadlines, lost paperwork, staff burnout, and prolonged vacancies were attributed to chronic capacity constraints rather than to individual shortcomings. Participants consistently called for increased and sustained legislative funding, improved retention and recruitment, and the elevation of culturally astute kānaka into leadership roles.

### **Finding 3: Enforcement Is the Single Largest Gap**

Participants from every stakeholder group described enforcement as the single largest gap in the existing preservation system. The administrative rules and statutes are workable in concept but routinely fail in practice because there are no consequences for missed timelines, ignored stop-work orders, or proceeding with ground disturbance in known sensitive areas. DOCARE officers are not trained to identify cultural and archaeological resources, and SHPD lacks dedicated enforcement staff. Participants called for clear consequences, dedicated enforcement capacity, and accountability for both project proponents and the agency itself.

### **Finding 4: Standard Operating Procedures and Transparency Are Urgently Needed**

Across the 2022 meetings, the survey, and every 2025 focus group, participants described unpredictable expectations, inconsistent reviewer interpretations, lost paperwork, and delayed letters. Burial Council members, descendants, planners, engineers, developers, archaeologists, architectural historians, and county and federal staff all called for the rapid adoption of standard operating procedures, public-facing

guidance documents, and standardized review templates. Many noted that this work could be initiated immediately and need not wait for formal rulemaking.

#### **Finding 5: Iwi Kūpuna Protection Demands Structural Reform**

The treatment of iwi kūpuna emerged as the most emotionally charged and consistent theme of all engagement phases. Participants described inadequate consultation timelines, decisions made by single staff members rather than councils, pressure to relocate rather than preserve in place, and a chronic absence of independent legal counsel for Burial Councils. Participants recommended structural reforms including extended consultation timelines, two-step burial treatment plan processes, mandatory Attorney General presence at every Burial Council meeting, and consideration of moving the Burial Sites Program to an independent administrative home such as the Office of Hawaiian Affairs.

#### **Finding 6: Interagency Coordination Is Weak**

Participants consistently described a structural disconnect between SHPD review, county and state permitting, federal undertaking review, and county-level planning. Counties are not consistently routing reviews to SHPD; SHPD is not consistently informed of legislative changes; federal partners cannot align their funding cycles with SHPD timelines; and Certified Local Governments feel disconnected from both their counties and the State. Participants recommended programmatic agreements and memoranda of understanding to formalize coordination and standardize expectations.

#### **Finding 7: Built-Environment Standards Are Absent or Outdated**

Participants in the architectural historians session and across multiple other sessions noted that SHPD has not formally adopted the Secretary of the Interior's Standards, has no historic-district design guidelines, has no substitute-materials guidance, and has even removed standardized architectural inventory forms from circulation. The State and National Registers are systematically skewed toward wealthy, Mānoa-area residences and underrepresent Buddhist temples, plantation neighborhoods, civil-rights sites, and sites of erasure. Participants recommended the proactive development of context statements, the formal adoption of standards, and the restoration of inventory forms.

#### **Finding 8: Community-Based Stewardship Is Underutilized and Undervalued**

Participants emphasized that community-based stewardship organizations, descendant 'ohana, and grassroots restoration projects often achieve preservation outcomes that the regulatory system cannot. Yet these groups are chronically underfunded, undervalued, and burdened by administrative requirements. Participants recommended sustained funding streams, technical support, low-cost archaeology-monitor programs for community-led restoration, and recognition of community expertise as integral to preservation.

### **Finding 9: Preservation Must Allow Continued Cultural Practice**

Participants challenged a model of preservation that treats sites as inert objects to be protected from people. They emphasized that preservation must allow continued cultural practice, hands-on engagement, and intergenerational transmission of traditional knowledge. Without practice, sites become disconnected from the people whose ancestors built and used them, and the cultural significance that justified preservation in the first place erodes.

### **Finding 10: Climate Change and Erasure Demand Forward-Looking Frameworks**

Participants identified climate change, sea-level rise, erosion, and changing environmental conditions as growing threats to historic and cultural resources, particularly along coasts. They also identified erasure — the historical destruction of Native Hawaiian sites and the layered histories of communities such as Chinatown — as a form of cultural threat that the existing recognition framework cannot address. Participants recommended that the next plan adopt forward-looking frameworks for both climate adaptation and the recognition of sites of erasure.

DRAFT

## **Integration into the Draft Plan**

The findings summarized above have been directly integrated into the structure, content, and goals of the draft 2026–2034 Hawai'i State Historic Preservation Plan. This section summarizes how that integration has been carried out across the plan's major elements. The full draft plan is available concurrently with this report for public review.

## **Plan Vision and Guiding Principles**

The vision and guiding principles for the 2026–2034 plan have been written to reflect the consensus articulated by the public: that historic preservation in Hawai'i is inseparable from Native Hawaiian cultural identity and living relationships to 'āina; that preservation must be proactive rather than reactive; that iwi kūpuna are ancestors rather than archaeological data points; and that the people of Hawai'i are partners and co-stewards rather than mere subjects of regulatory review.

## **Goals, Objectives, and Strategies**

The plan's goals address each of the ten cross-cutting findings identified through public input. Specifically, the plan includes goals related to the protection and stewardship of Native Hawaiian cultural resources, the strengthening of SHPD capacity through staffing and funding investments, the development and adoption of standard operating procedures and public-facing guidance, the structural reform of iwi kūpuna protection processes, the establishment of programmatic agreements and interagency coordination structures, the formal adoption of built-environment standards and the development of context statements for underrepresented property types, the support and recognition of community-based stewardship, the integration of continued cultural practice into preservation outcomes, and the development of forward-looking frameworks for climate adaptation and the recognition of sites of erasure.

## **Implementation Framework and Budget**

The plan's eight-year implementation framework and accompanying LNR802 budget have been developed in close alignment with the public input. The budget includes specific line items addressing the staffing recommendations articulated by participants, including the priority hiring of culturally astute individuals in leadership roles and the build-out of the History and Culture Branch. The framework also includes timelines for the adoption of standard operating procedures and the initiation of formal rulemaking on Chapter 13-275.

## **Quotation of Public Voices**

In addition to integrating the substance of public input into the plan's goals and strategies, the draft plan quotes and references public voices throughout. This integration is intentional. It is meant to ensure that the plan does not abstract or reduce participant testimony but rather carries forward the texture and specificity of what was shared. Where

participants raised an issue with particular force or clarity, the plan reflects that emphasis in its narrative and its priorities.

### **Acknowledgment of Unresolved Issues**

The draft plan acknowledges unresolved issues identified through public input that cannot be fully addressed within the eight-year planning cycle. These include legislative reform of the definition of “historic property” under Chapter 6E, the structural relocation of the Burial Sites Program, and the establishment of statutory deemed-concurrence timelines. For these issues, the plan articulates SHPD’s position, identifies legislative or regulatory action that would be required, and commits to coordinating with stakeholders, the Department of Land and Natural Resources, and the Hawai’i State Legislature to advance them during the planning cycle.

DRAFT

## Conclusion

Historic preservation in Hawai'i exists at the intersection of law, culture, science, and community. It is the responsibility of the State, of the counties, of federal partners, of professionals, of property owners, and of the people whose ancestors built and used the places now protected by law. The public input gathered to inform the 2026–2034 Hawai'i State Historic Preservation Plan reflects the seriousness with which Hawai'i residents take this shared responsibility.

Across three years of engagement, hundreds of participants from every island and every walk of life have spoken with remarkable consistency. They have asked for a system that protects what they have most clearly identified as their highest priorities, beginning with Native Hawaiian cultural resources. They have asked for transparency, predictability, and consequences. They have asked for adequate staffing, modernized standards, sustained funding, and stronger interagency coordination. They have asked to be recognized as partners and co-stewards, not as obstacles to be managed. And they have asked, repeatedly and from every stakeholder perspective, for the State to do the work of preservation in a way that honors the cultural responsibilities that come with stewardship of Hawai'i's places.

This report is offered out of respect for the time, the expertise, and the emotional labor that participants contributed across the 2022 public meetings, the public survey, and the 2025 focus groups. It is also offered with the understanding that documentation alone is not sufficient. The credibility of the State Historic Preservation Plan depends not only on the inclusion of public input in its drafting, but on the demonstrated implementation of that input across the eight-year planning cycle that follows.

As this report goes forward into the public review period, Honua Consulting and SHPD invite continued participation. Comments on the draft plan, additional testimony, and further dialogue are welcomed and will be incorporated into the final plan. The work of historic preservation in Hawai'i is not finished. It is renewed in every plan cycle, in every Burial Council meeting, in every cultural practitioner's consultation, in every restoration work day, and in every act of stewardship by communities whose love for these places will outlast any document. This report seeks to honor that work, and the plan it informs seeks to advance it.

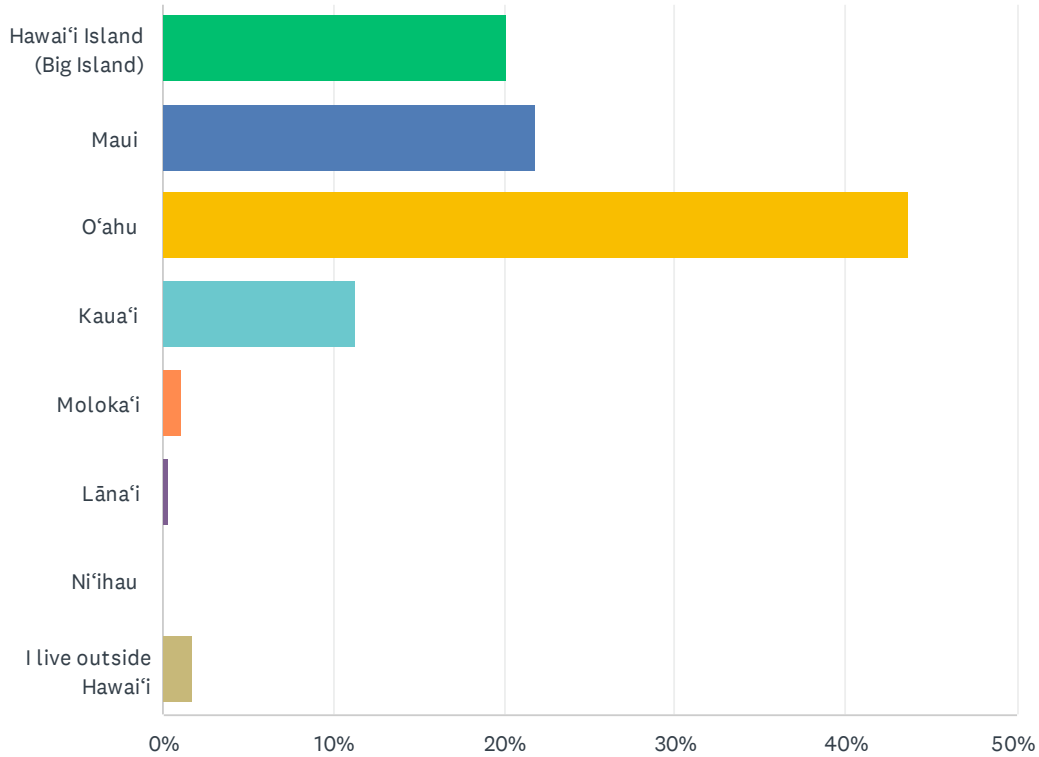
## Appendix: Public Survey Data

The disaggregated data from the statewide public survey conducted to inform the 2026–2034 Hawai'i State Historic Preservation Plan is attached as a separate file (Data\_All\_260428.pdf). The data appendix includes structured responses, demographic information, and disaggregated open-ended responses where consent permitted disclosure. Readers are encouraged to consult the appendix for the underlying detail behind the summary findings presented in the Public Survey section of this report.

# Appendix A: Survey Data

## Q1 Which island do you primarily reside on or have the strongest connection to?

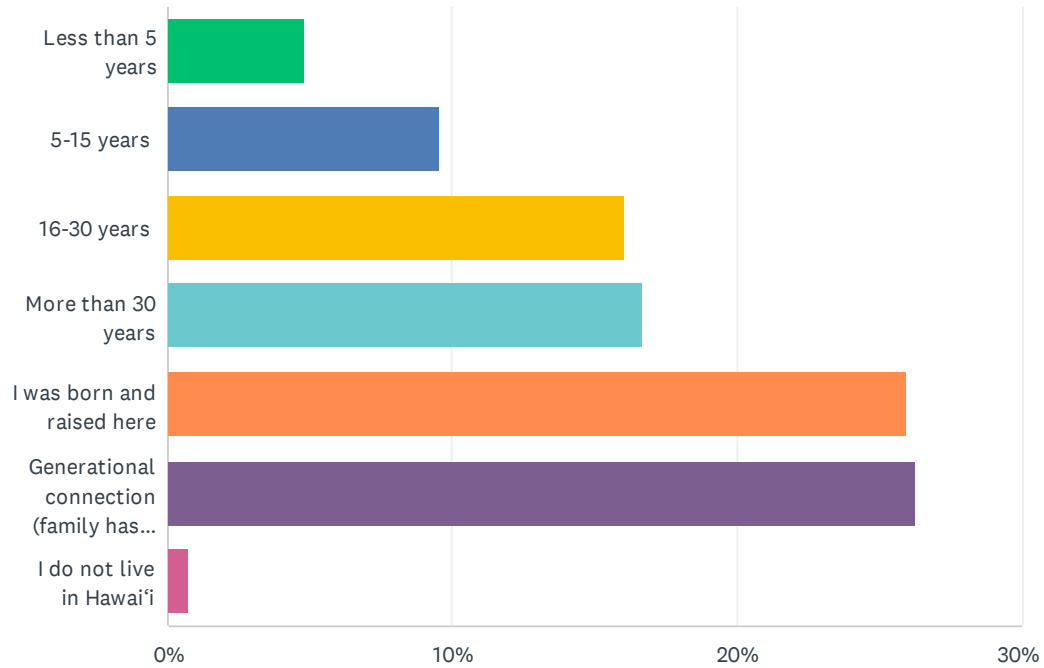
Answered: 293 Skipped: 4



ANSWER CHOICES	RESPONSES	
Hawai'i Island (Big Island)	20.14%	59
Maui	21.84%	64
O'ahu	43.69%	128
Kaua'i	11.26%	33
Moloka'i	1.02%	3
Lāna'i	0.34%	1
Ni'ihau	0.00%	0
I live outside Hawai'i	1.71%	5
<b>TOTAL</b>		<b>293</b>

## Q2 How long have you lived in or been connected to Hawai'i?

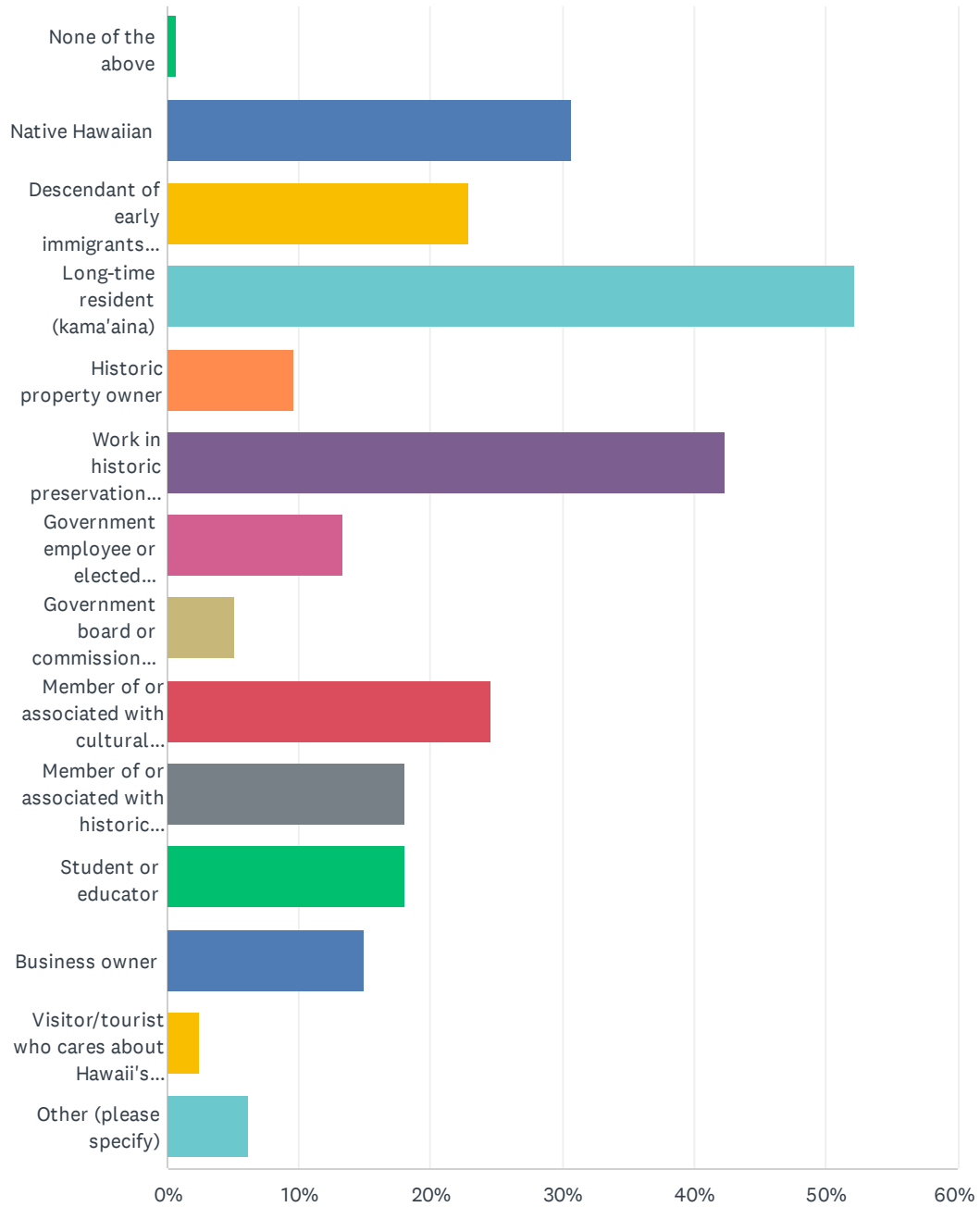
Answered: 293 Skipped: 4



ANSWER CHOICES	RESPONSES	
Less than 5 years	4.78%	14
5-15 years	9.56%	28
16-30 years	16.04%	47
More than 30 years	16.72%	49
I was born and raised here	25.94%	76
Generational connection (family has been here for multiple generations)	26.28%	77
I do not live in Hawai'i	0.68%	2
<b>TOTAL</b>		<b>293</b>

### Q3 Which best describes your connection to Hawaii's historic and cultural resources? (Select all that apply)

Answered: 293 Skipped: 4

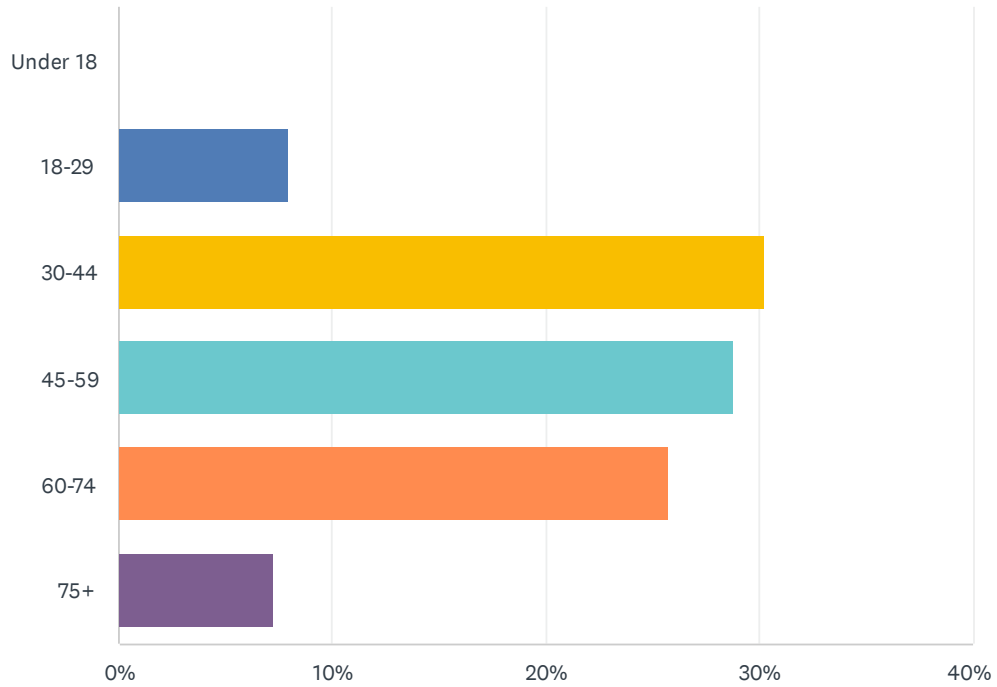


## Hawai'i State Historic Preservation Plan Public Survey

ANSWER CHOICES	RESPONSES	
None of the above	0.68%	2
Native Hawaiian	30.72%	90
Descendant of early immigrants (plantation era, etc.)	22.87%	67
Long-time resident (kama'aina)	52.22%	153
Historic property owner	9.56%	28
Work in historic preservation, architecture, archaeology, or related field	42.32%	124
Government employee or elected official whose work or purview involves historic preservation	13.31%	39
Government board or commission member whose purview includes historic preservation issues	5.12%	15
Member of or associated with cultural organization or Native Hawaiian Organization	24.57%	72
Member of or associated with historic preservation organization	18.09%	53
Student or educator	18.09%	53
Business owner	15.02%	44
Visitor/tourist who cares about Hawaii's heritage	2.39%	7
Other (please specify)	6.14%	18
Total Respondents: 293		

## Q4 What is your age range?

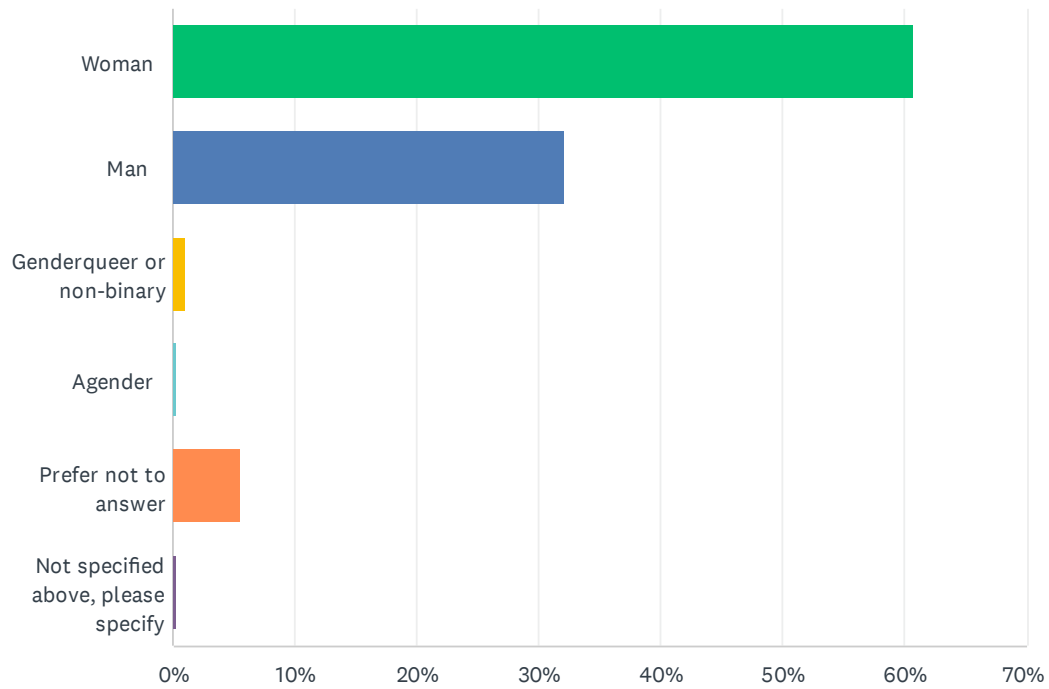
Answered: 291 Skipped: 6



ANSWER CHOICES	RESPONSES	
Under 18	0.00%	0
18-29	7.90%	23
30-44	30.24%	88
45-59	28.87%	84
60-74	25.77%	75
75+	7.22%	21
<b>TOTAL</b>		<b>291</b>

## Q5 What is your gender identity?

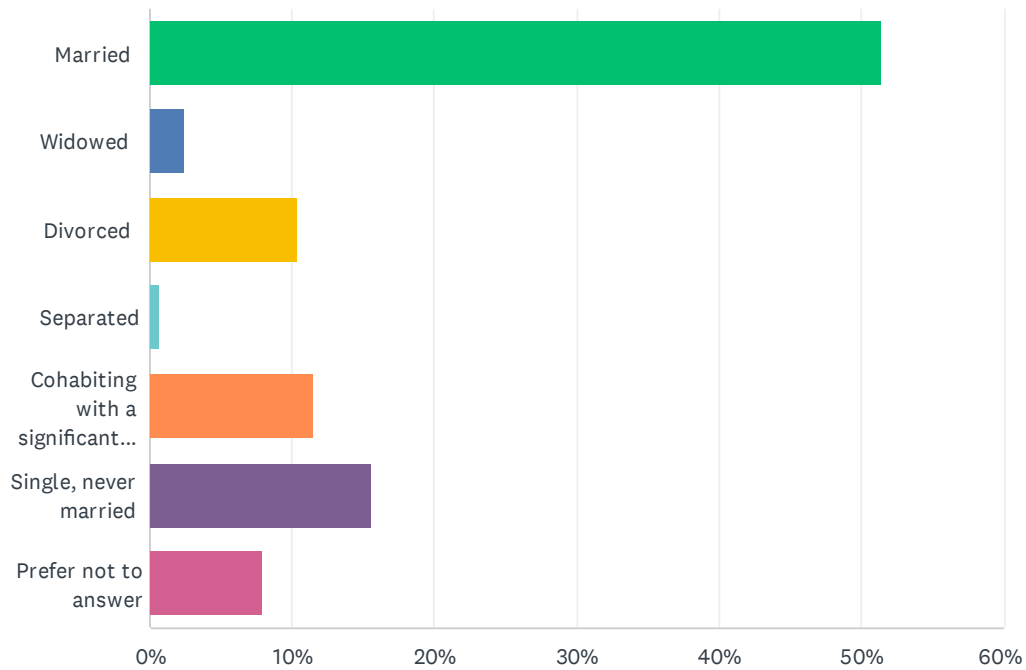
Answered: 290 Skipped: 7



ANSWER CHOICES	RESPONSES	
Woman	60.69%	176
Man	32.07%	93
Genderqueer or non-binary	1.03%	3
Agender	0.34%	1
Prefer not to answer	5.52%	16
Not specified above, please specify	0.34%	1
<b>TOTAL</b>		<b>290</b>

## Q6 Which of the following best describes your current relationship status?

Answered: 288 Skipped: 9

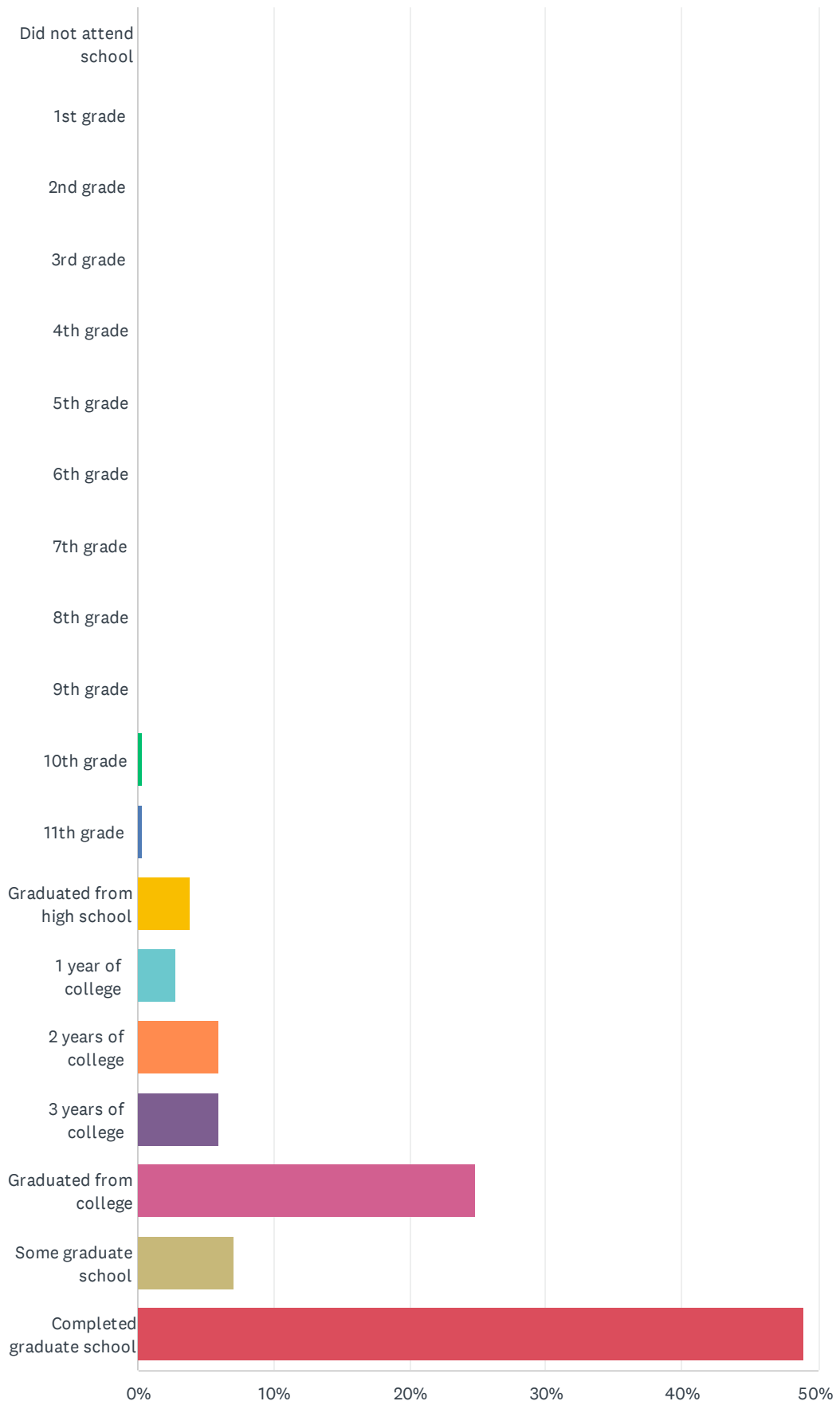


ANSWER CHOICES	RESPONSES
Married	51.39% 148
Widowed	2.43% 7
Divorced	10.42% 30
Separated	0.69% 2
Cohabiting with a significant other or in a domestic partnership	11.46% 33
Single, never married	15.63% 45
Prefer not to answer	7.99% 23
<b>TOTAL</b>	<b>288</b>

## Q7 What is the highest level of education you have completed?

Answered: 286 Skipped: 11

# Hawai'i State Historic Preservation Plan Public Survey

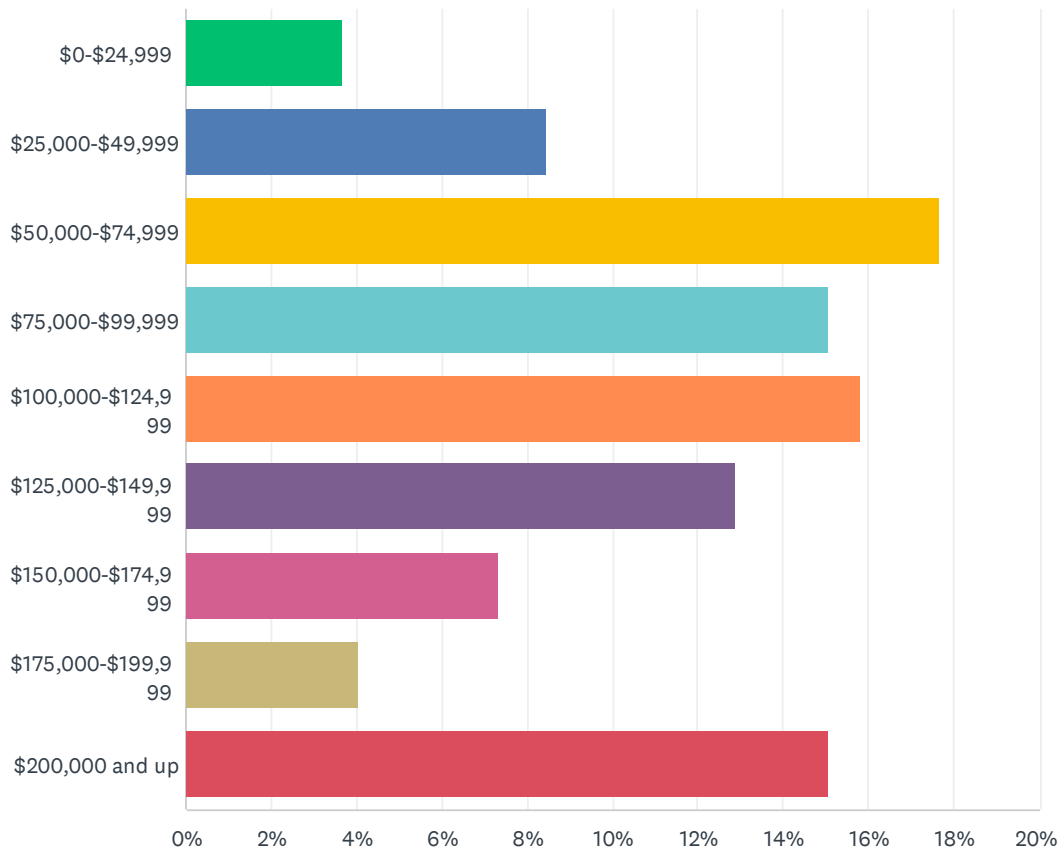


## Hawai'i State Historic Preservation Plan Public Survey

ANSWER CHOICES	RESPONSES	
Did not attend school	0.00%	0
1st grade	0.00%	0
2nd grade	0.00%	0
3rd grade	0.00%	0
4th grade	0.00%	0
5th grade	0.00%	0
6th grade	0.00%	0
7th grade	0.00%	0
8th grade	0.00%	0
9th grade	0.00%	0
10th grade	0.35%	1
11th grade	0.35%	1
Graduated from high school	3.85%	11
1 year of college	2.80%	8
2 years of college	5.94%	17
3 years of college	5.94%	17
Graduated from college	24.83%	71
Some graduate school	6.99%	20
Completed graduate school	48.95%	140
<b>TOTAL</b>		<b>286</b>

## Q8 What is your approximate average household income?

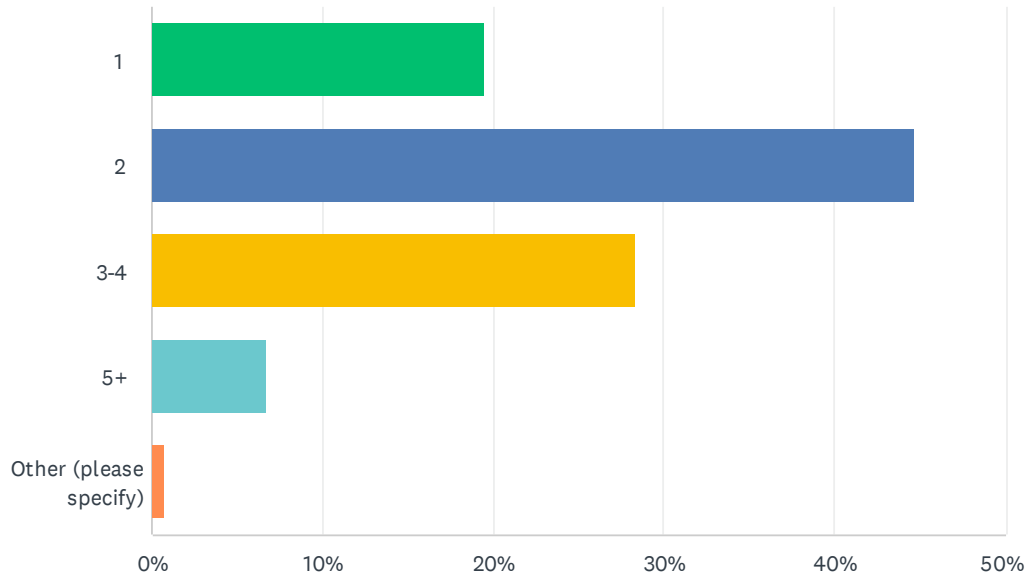
Answered: 272 Skipped: 25



ANSWER CHOICES	RESPONSES	
\$0-\$24,999	3.68%	10
\$25,000-\$49,999	8.46%	23
\$50,000-\$74,999	17.65%	48
\$75,000-\$99,999	15.07%	41
\$100,000-\$124,999	15.81%	43
\$125,000-\$149,999	12.87%	35
\$150,000-\$174,999	7.35%	20
\$175,000-\$199,999	4.04%	11
\$200,000 and up	15.07%	41
<b>TOTAL</b>		<b>272</b>

## Q9 What is your household size?

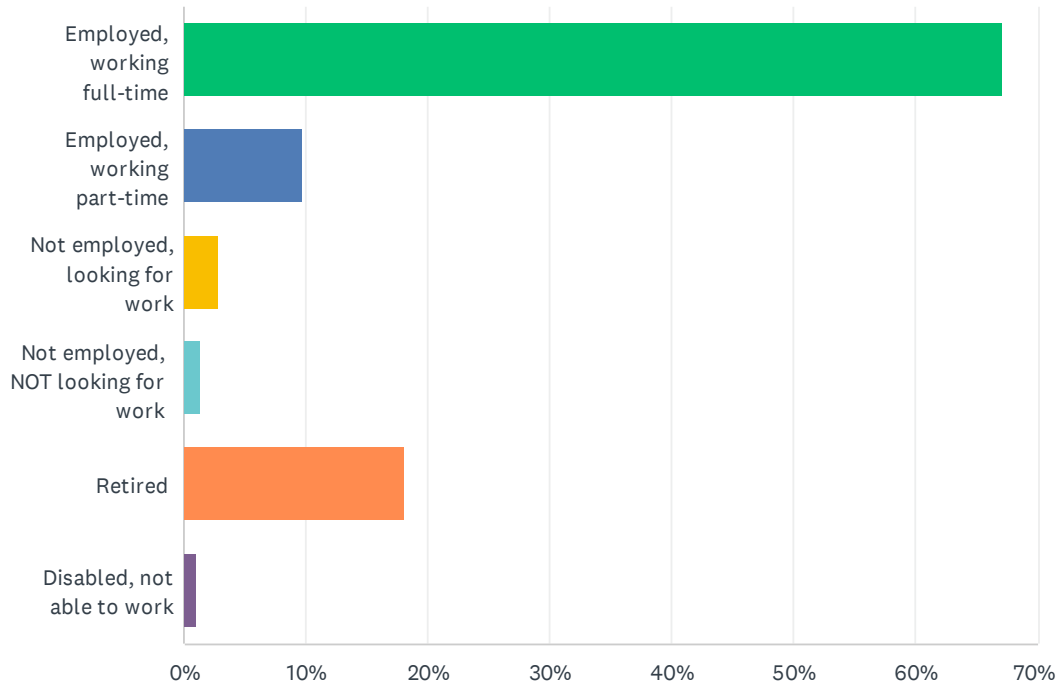
Answered: 282 Skipped: 15



ANSWER CHOICES	RESPONSES	
1	19.50%	55
2	44.68%	126
3-4	28.37%	80
5+	6.74%	19
Other (please specify)	0.71%	2
<b>TOTAL</b>		<b>282</b>

## Q10 Which of the following categories best describes your employment status?

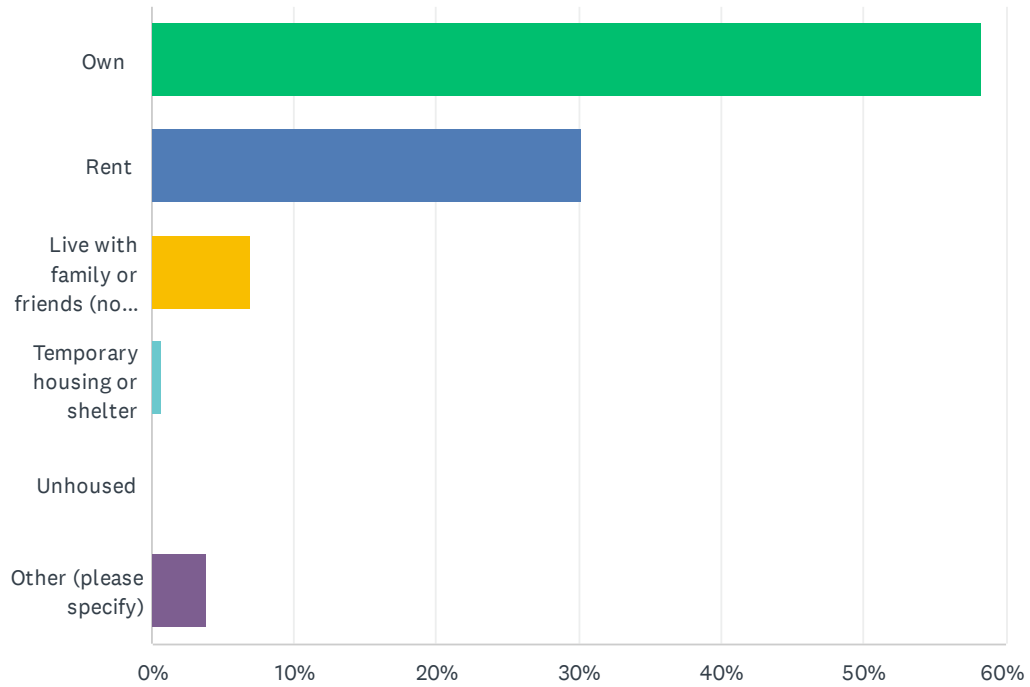
Answered: 289 Skipped: 8



ANSWER CHOICES	RESPONSES	
Employed, working full-time	67.13%	194
Employed, working part-time	9.69%	28
Not employed, looking for work	2.77%	8
Not employed, NOT looking for work	1.38%	4
Retired	17.99%	52
Disabled, not able to work	1.04%	3
<b>TOTAL</b>		<b>289</b>

## Q11 What is your current housing status?

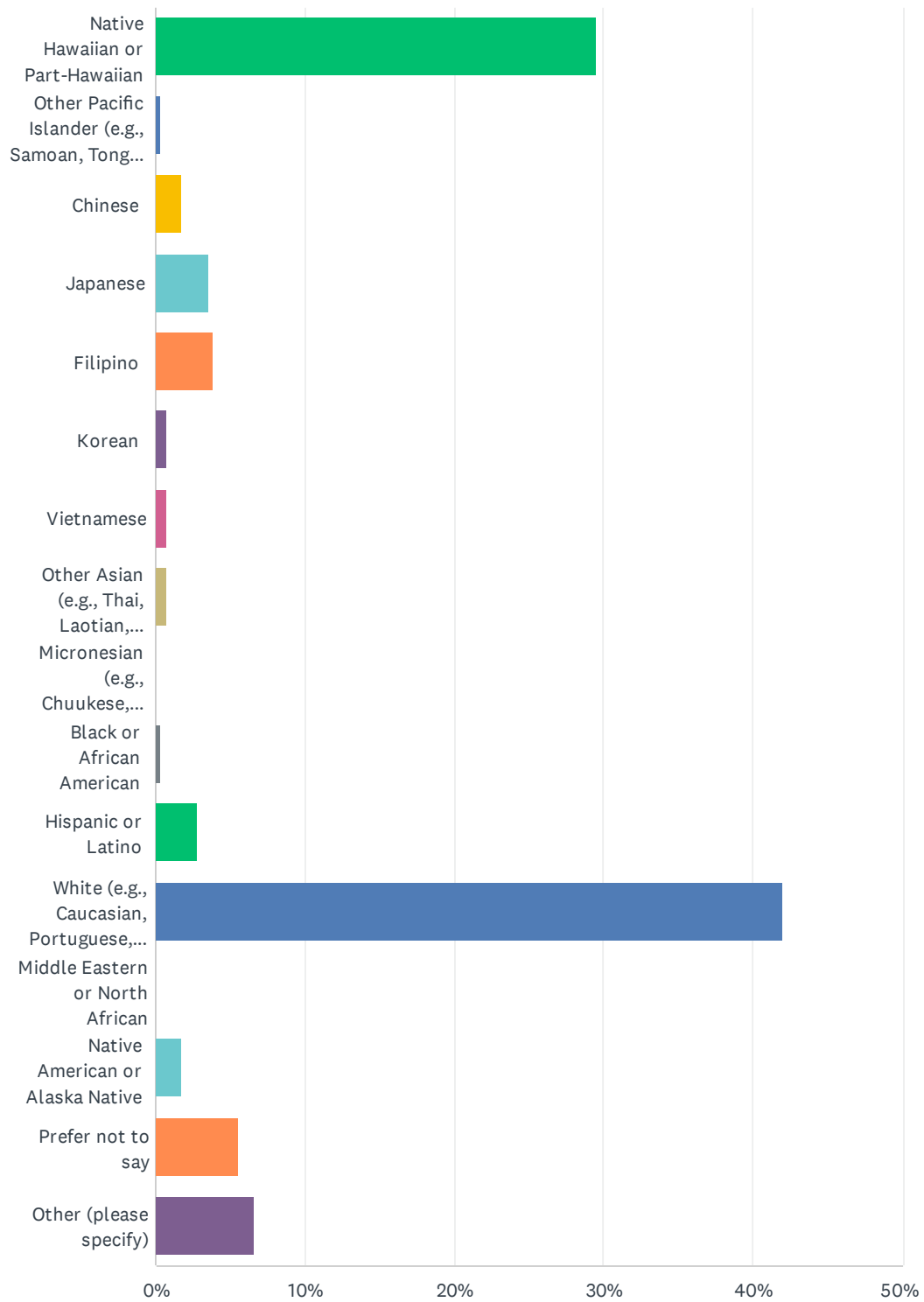
Answered: 288 Skipped: 9



ANSWER CHOICES	RESPONSES	
Own	58.33%	168
Rent	30.21%	87
Live with family or friends (no rent paid)	6.94%	20
Temporary housing or shelter	0.69%	2
Unhoused	0.00%	0
Other (please specify)	3.82%	11
<b>TOTAL</b>		<b>288</b>

# Q12 How would you describe your ethnicity or cultural background?

Answered: 288 Skipped: 9

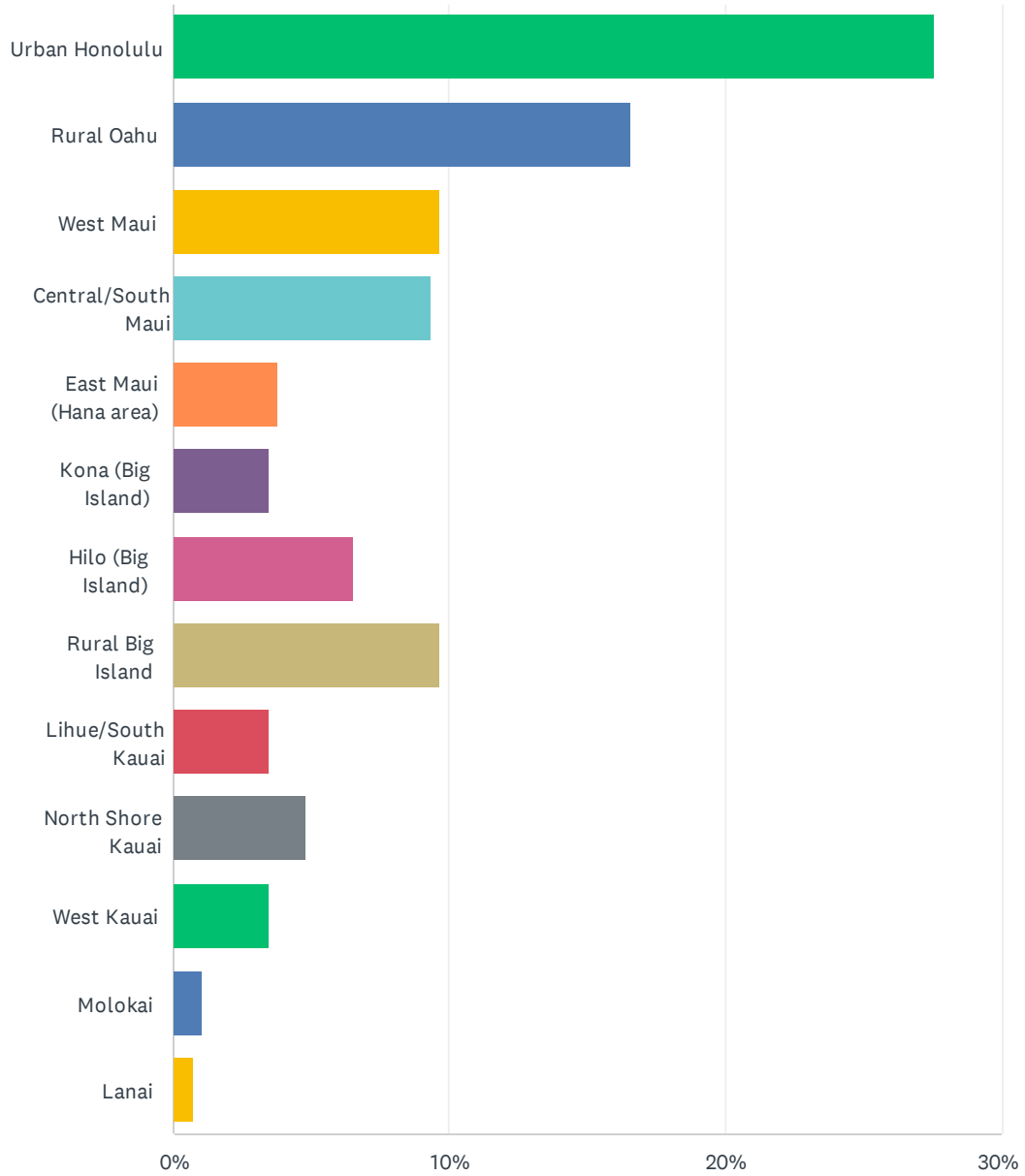


## Hawai'i State Historic Preservation Plan Public Survey

ANSWER CHOICES	RESPONSES	
Native Hawaiian or Part-Hawaiian	29.51%	85
Other Pacific Islander (e.g., Samoan, Tongan, Chamorro, Marshallese)	0.35%	1
Chinese	1.74%	5
Japanese	3.47%	10
Filipino	3.82%	11
Korean	0.69%	2
Vietnamese	0.69%	2
Other Asian (e.g., Thai, Laotian, Indian)	0.69%	2
Micronesian (e.g., Chuukese, Pohnpeian, Kosraean, Yapese)	0.00%	0
Black or African American	0.35%	1
Hispanic or Latino	2.78%	8
White (e.g., Caucasian, Portuguese, etc.)	42.01%	121
Middle Eastern or North African	0.00%	0
Native American or Alaska Native	1.74%	5
Prefer not to say	5.56%	16
Other (please specify)	6.60%	19
<b>TOTAL</b>		<b>288</b>

# Q13 Which community, communities or regions do you consider yourself to be a stakeholder in?

Answered: 290 Skipped: 7

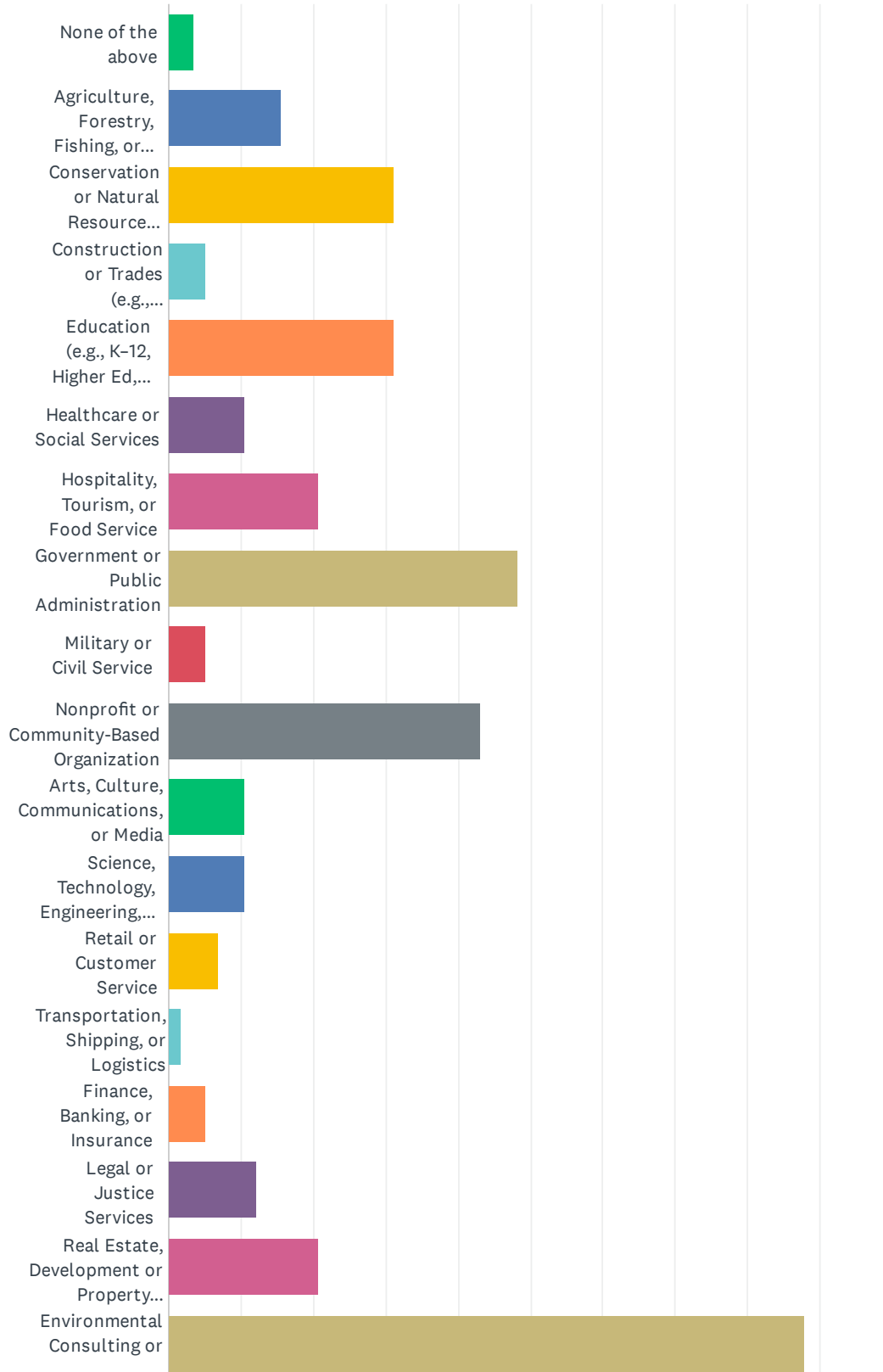


## Hawai'i State Historic Preservation Plan Public Survey

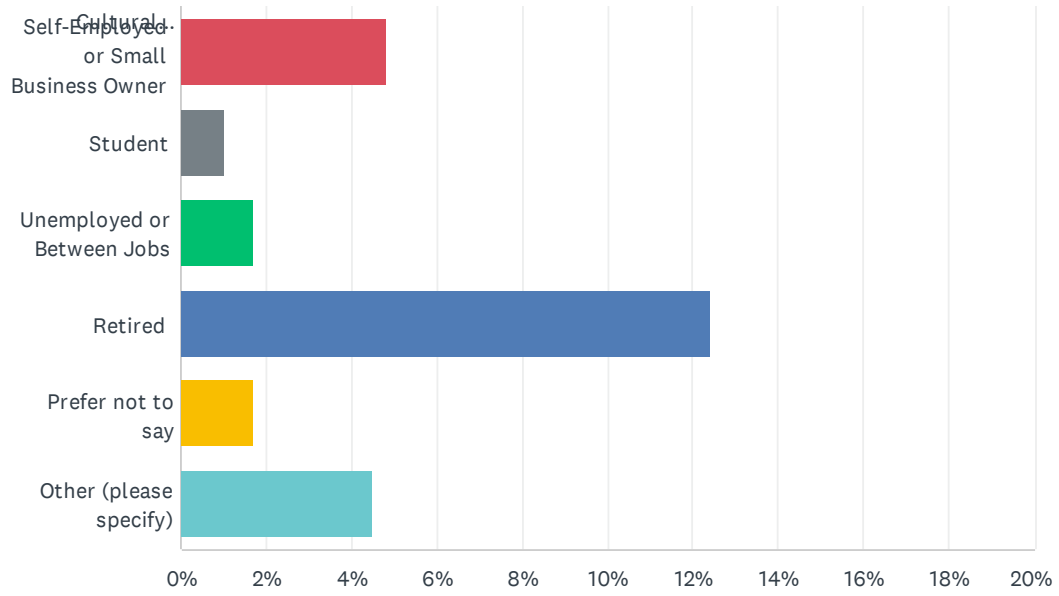
ANSWER CHOICES	RESPONSES	
Urban Honolulu	27.59%	80
Rural Oahu	16.55%	48
West Maui	9.66%	28
Central/South Maui	9.31%	27
East Maui (Hana area)	3.79%	11
Kona (Big Island)	3.45%	10
Hilo (Big Island)	6.55%	19
Rural Big Island	9.66%	28
Lihue/South Kauai	3.45%	10
North Shore Kauai	4.83%	14
West Kauai	3.45%	10
Molokai	1.03%	3
Lanai	0.69%	2
<b>TOTAL</b>		<b>290</b>

### Q14 What industry or field do you currently work in? (Select the one that best describes your primary occupation)

Answered: 290 Skipped: 7



# Hawai'i State Historic Preservation Plan Public Survey



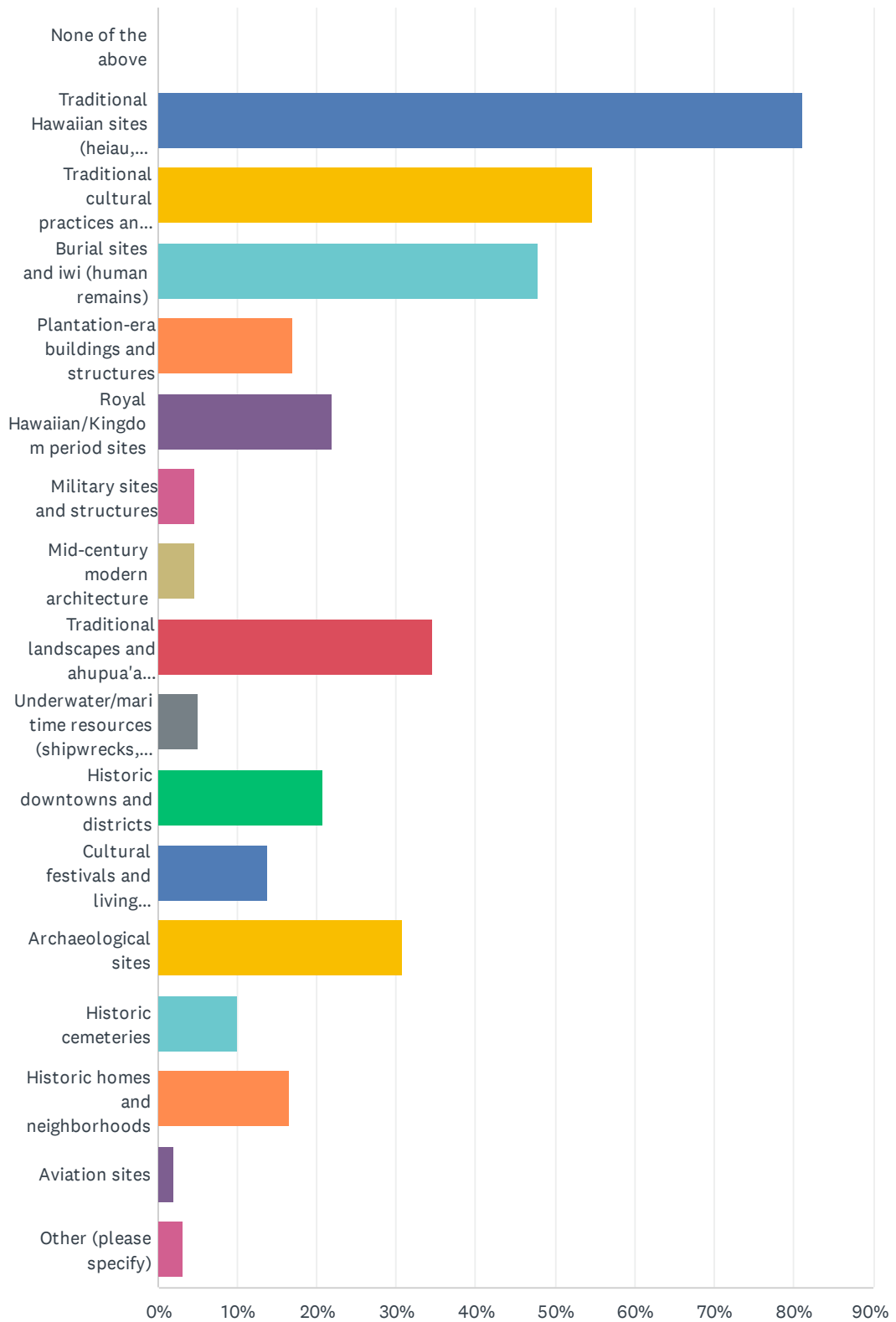
## Hawai'i State Historic Preservation Plan Public Survey

ANSWER CHOICES	RESPONSES	
None of the above	0.69%	2
Agriculture, Forestry, Fishing, or Hunting	3.10%	9
Conservation or Natural Resource Management	6.21%	18
Construction or Trades (e.g., Carpentry, Plumbing, Electrical)	1.03%	3
Education (e.g., K–12, Higher Ed, Cultural Education)	6.21%	18
Healthcare or Social Services	2.07%	6
Hospitality, Tourism, or Food Service	4.14%	12
Government or Public Administration	9.66%	28
Military or Civil Service	1.03%	3
Nonprofit or Community-Based Organization	8.62%	25
Arts, Culture, Communications, or Media	2.07%	6
Science, Technology, Engineering, or Mathematics (STEM)	2.07%	6
Retail or Customer Service	1.38%	4
Transportation, Shipping, or Logistics	0.34%	1
Finance, Banking, or Insurance	1.03%	3
Legal or Justice Services	2.41%	7
Real Estate, Development or Property Management	4.14%	12
Environmental Consulting or Cultural Resource Management	17.59%	51
Self-Employed or Small Business Owner	4.83%	14
Student	1.03%	3
Unemployed or Between Jobs	1.72%	5
Retired	12.41%	36
Prefer not to say	1.72%	5
Other (please specify)	4.48%	13
<b>TOTAL</b>		<b>290</b>

**Q15 When you think of Hawaii's historic and cultural resources, what comes to mind first? (Select up to 3)**

Answered: 260 Skipped: 37

# Hawai'i State Historic Preservation Plan Public Survey

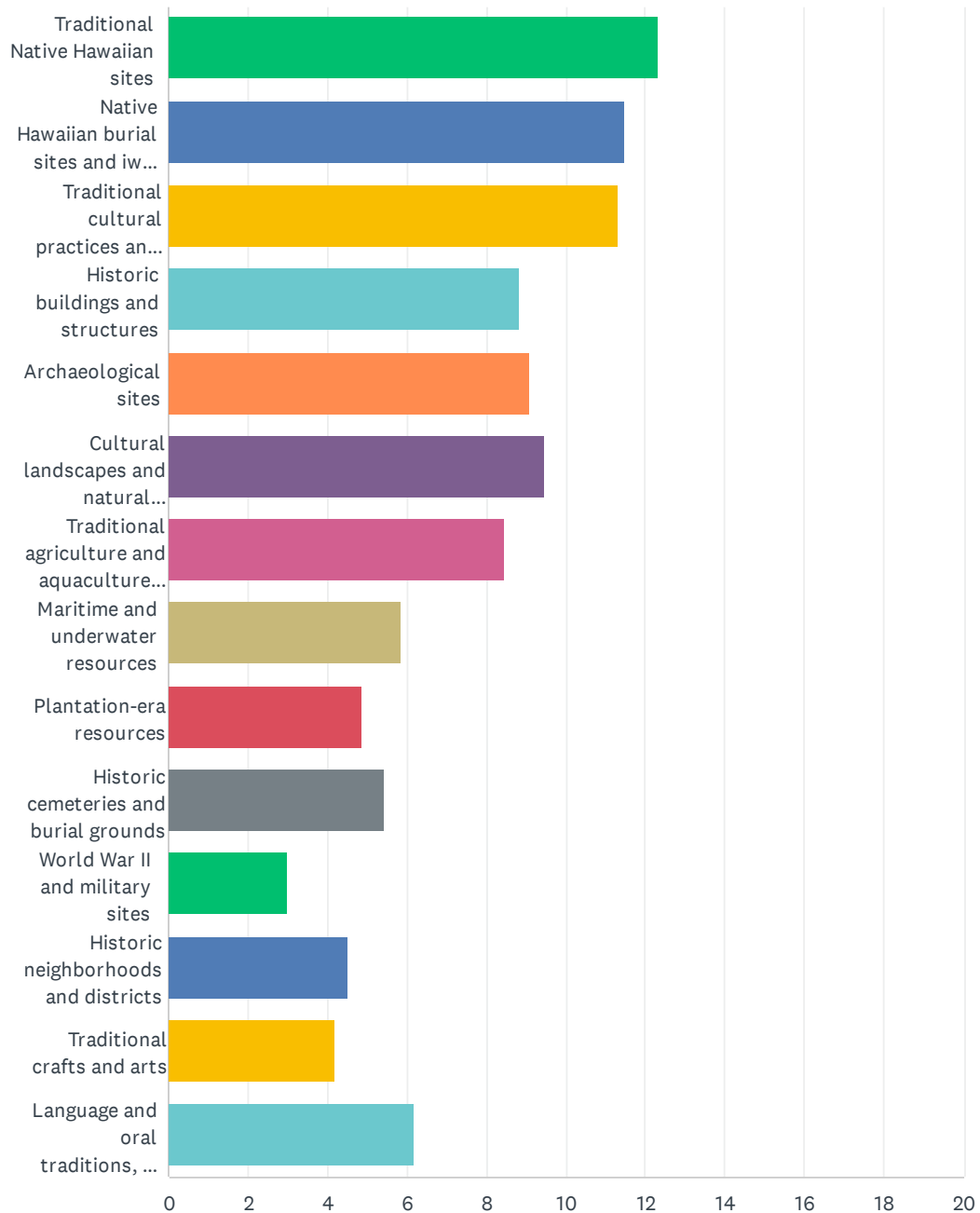


## Hawai'i State Historic Preservation Plan Public Survey

ANSWER CHOICES	RESPONSES	
None of the above	0.00%	0
Traditional Hawaiian sites (heiau, fishponds, petroglyphs)	81.15%	211
Traditional cultural practices and knowledge	54.62%	142
Burial sites and iwi (human remains)	47.69%	124
Plantation-era buildings and structures	16.92%	44
Royal Hawaiian/Kingdom period sites	21.92%	57
Military sites and structures	4.62%	12
Mid-century modern architecture	4.62%	12
Traditional landscapes and ahupua'a systems	34.62%	90
Underwater/maritime resources (shipwrecks, etc.)	5.00%	13
Historic downtowns and districts	20.77%	54
Cultural festivals and living traditions	13.85%	36
Archaeological sites	30.77%	80
Historic cemeteries	10.00%	26
Historic homes and neighborhoods	16.54%	43
Aviation sites	1.92%	5
Other (please specify)	3.08%	8
Total Respondents: 260		

Q16 Of the options provided below, which types of cultural resources do you think are most important to preserve in Hawai'i? (Rank your top 5, with 1 being most important)

Answered: 262 Skipped: 35



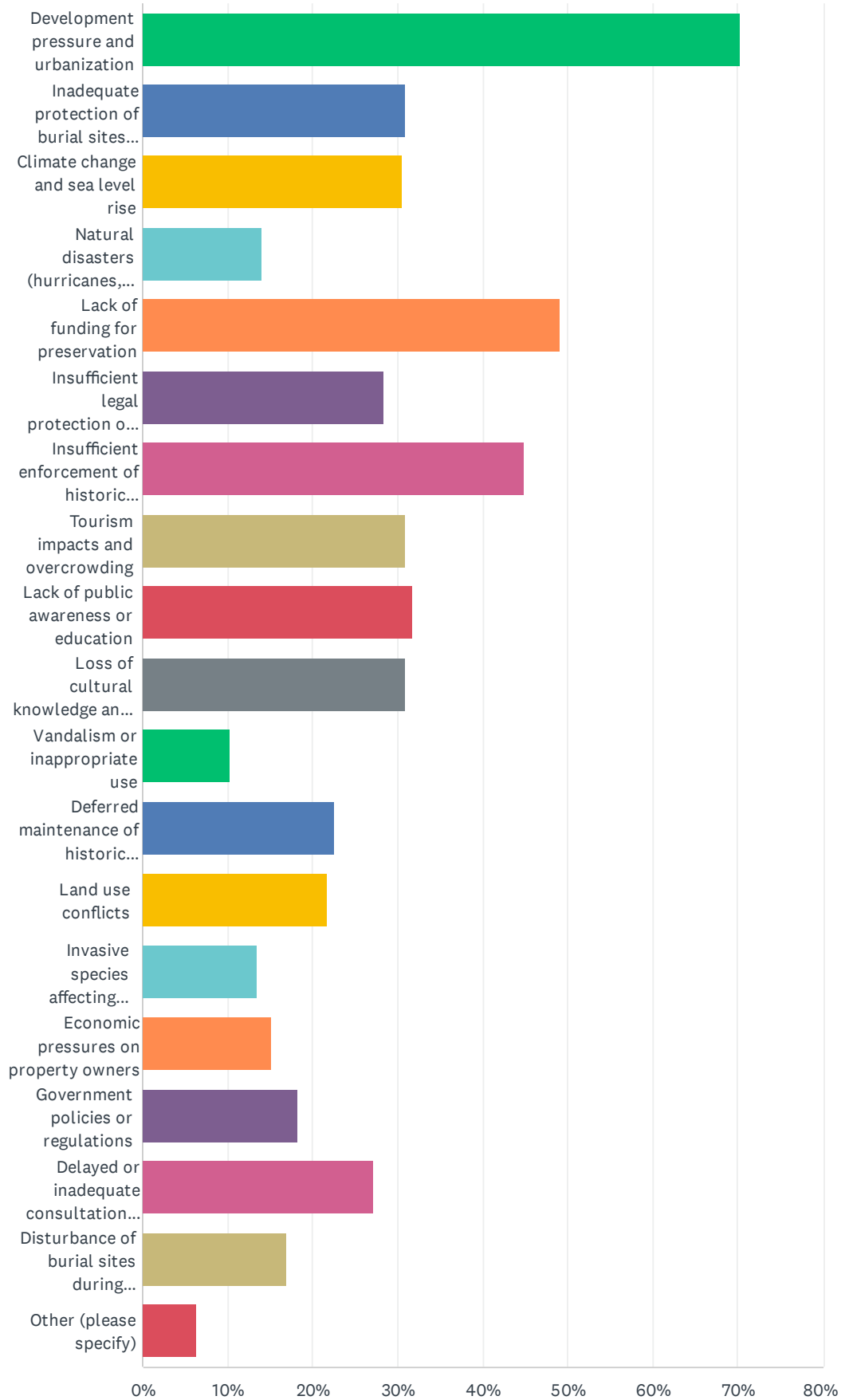
Hawai'i State Historic Preservation Plan Public Survey

	1	2	3	4	5	6	7	8	9	10	11
Traditional Native Hawaiian sites	29.77% 78	30.53% 80	14.50% 38	10.69% 28	6.11% 16	5.34% 14	1.15% 3	0.76% 2	0.00% 0	0.76% 2	0.38% 1
Native Hawaiian burial sites and iwi (human remains)	31.30% 82	18.70% 49	9.54% 25	10.31% 27	4.20% 11	8.78% 23	9.92% 26	2.29% 6	2.29% 6	0.38% 1	0.38% 1
Traditional cultural practices and knowledge	12.21% 32	20.99% 55	25.95% 68	12.60% 33	10.31% 27	5.73% 15	5.34% 14	3.05% 8	2.29% 6	0.00% 0	0.38% 1
Historic buildings and structures	4.96% 13	4.96% 13	8.02% 21	13.74% 36	12.21% 32	14.50% 38	9.92% 26	8.02% 21	8.40% 22	6.87% 18	4.20% 11
Archaeological sites	2.29% 6	3.44% 9	9.54% 25	15.27% 40	15.65% 41	12.21% 32	15.27% 40	12.60% 33	7.63% 20	3.44% 9	1.53% 4
Cultural landscapes and natural heritage areas	3.44% 9	3.44% 9	9.54% 25	13.74% 36	21.37% 56	20.23% 53	10.31% 27	10.69% 28	3.05% 8	3.05% 8	0.76% 2
Traditional agriculture and aquaculture sites	3.82% 10	3.82% 10	5.34% 14	7.25% 19	8.78% 23	13.36% 35	24.43% 64	12.21% 32	11.83% 31	4.58% 12	3.44% 9
Maritime and underwater resources	0.00% 0	1.15% 3	2.67% 7	1.91% 5	2.67% 7	1.91% 5	3.82% 10	25.19% 66	18.70% 49	17.94% 47	8.02% 21
Plantation-era resources	0.38% 1	0.38% 1	1.53% 4	0.76% 2	1.15% 3	1.53% 4	2.29% 6	4.58% 12	21.76% 57	22.90% 60	17.18% 45
Historic cemeteries and burial grounds	0.38% 1	4.20% 11	1.15% 3	2.29% 6	3.44% 9	3.05% 8	3.44% 9	4.96% 13	9.16% 24	24.05% 63	22.52% 59
World War II and military sites	0.38% 1	0.00% 0	1.53% 4	1.53% 4	1.15% 3	0.76% 2	0.76% 2	0.76% 2	1.91% 5	1.53% 4	22.90% 60
Historic neighborhoods and districts	2.67% 7	2.67% 7	2.29% 6	1.91% 5	4.20% 11	2.29% 6	2.29% 6	1.53% 4	4.20% 11	5.73% 15	9.54% 25
Traditional crafts and arts	0.76% 2	1.15% 3	3.44% 9	0.76% 2	2.29% 6	4.58% 12	3.82% 10	7.63% 20	5.34% 14	6.11% 16	5.34% 14
Language and oral traditions, or other intangible resources	7.63% 20	4.58% 12	4.96% 13	7.25% 19	6.49% 17	5.73% 15	7.25% 19	5.73% 15	3.44% 9	2.67% 7	3.44% 9

**Q17 What do you see as the biggest threats to Hawaii's historic and cultural resources? (Select up to 5)**

Answered: 236 Skipped: 61

# Hawai'i State Historic Preservation Plan Public Survey

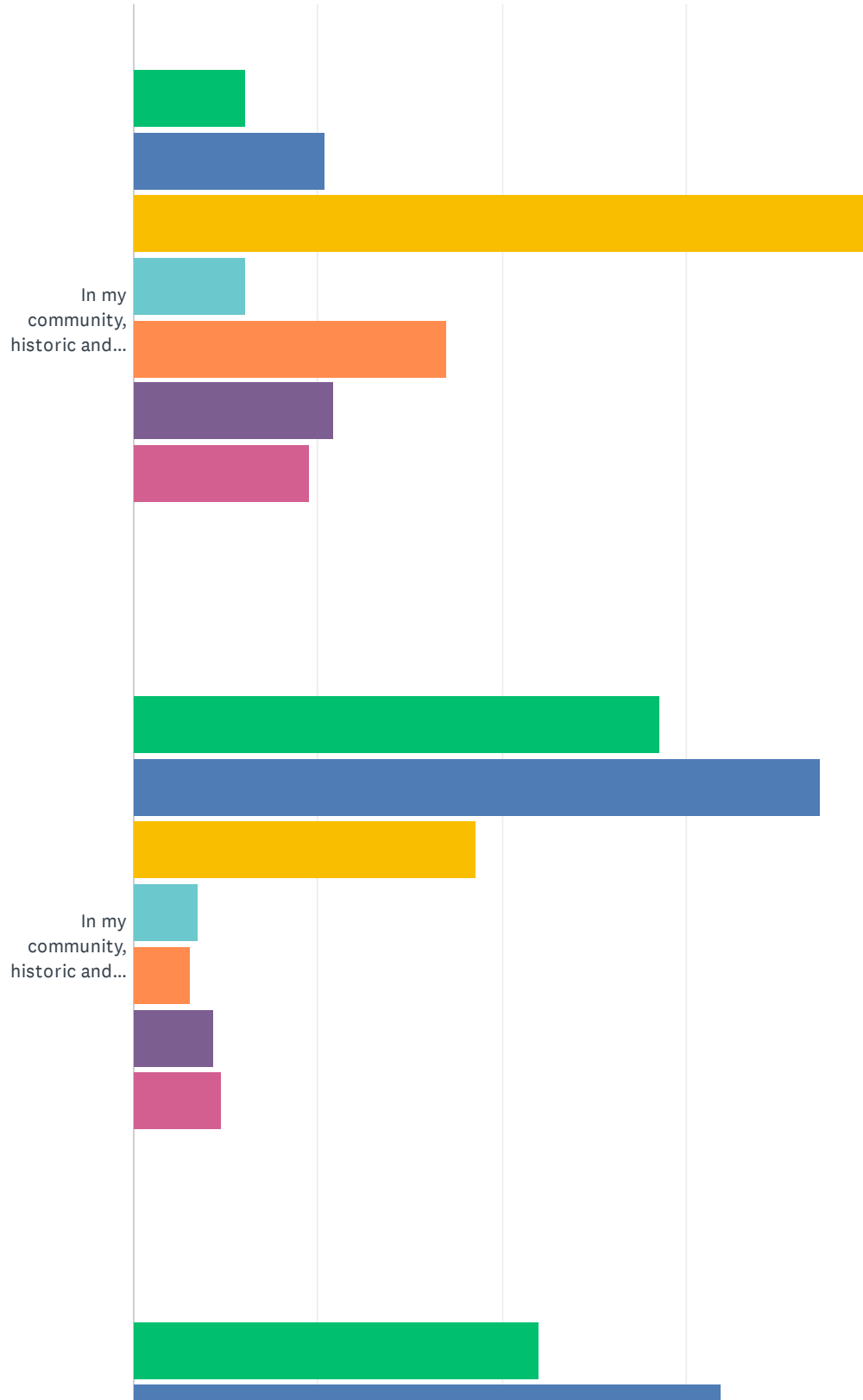


## Hawai'i State Historic Preservation Plan Public Survey

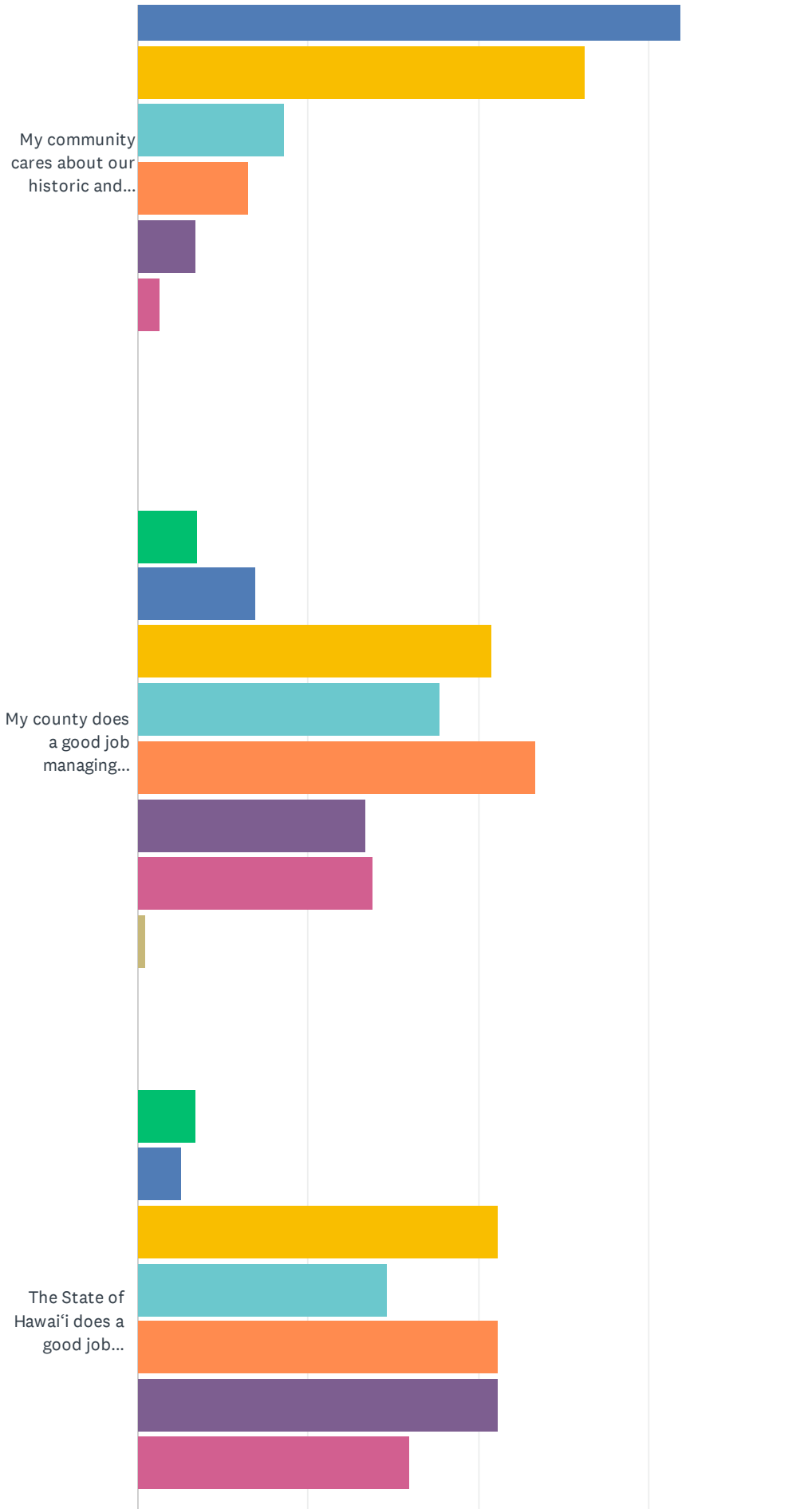
ANSWER CHOICES	RESPONSES	
Development pressure and urbanization	70.34%	166
Inadequate protection of burial sites and iwi	30.93%	73
Climate change and sea level rise	30.51%	72
Natural disasters (hurricanes, volcanic activity, etc.)	13.98%	33
Lack of funding for preservation	49.15%	116
Insufficient legal protection or legislation	28.39%	67
Insufficient enforcement of historic preservation laws and regulations	44.92%	106
Tourism impacts and overcrowding	30.93%	73
Lack of public awareness or education	31.78%	75
Loss of cultural knowledge and practitioners	30.93%	73
Vandalism or inappropriate use	10.17%	24
Deferred maintenance of historic properties	22.46%	53
Land use conflicts	21.61%	51
Invasive species affecting cultural resources or historic sites	13.56%	32
Economic pressures on property owners	15.25%	36
Government policies or regulations	18.22%	43
Delayed or inadequate consultation with Native Hawaiian communities or other stakeholders	27.12%	64
Disturbance of burial sites during construction	16.95%	40
Other (please specify)	6.36%	15
Total Respondents: 236		

# Q18 Please respond to the following statements based on your personal opinions and experiences:

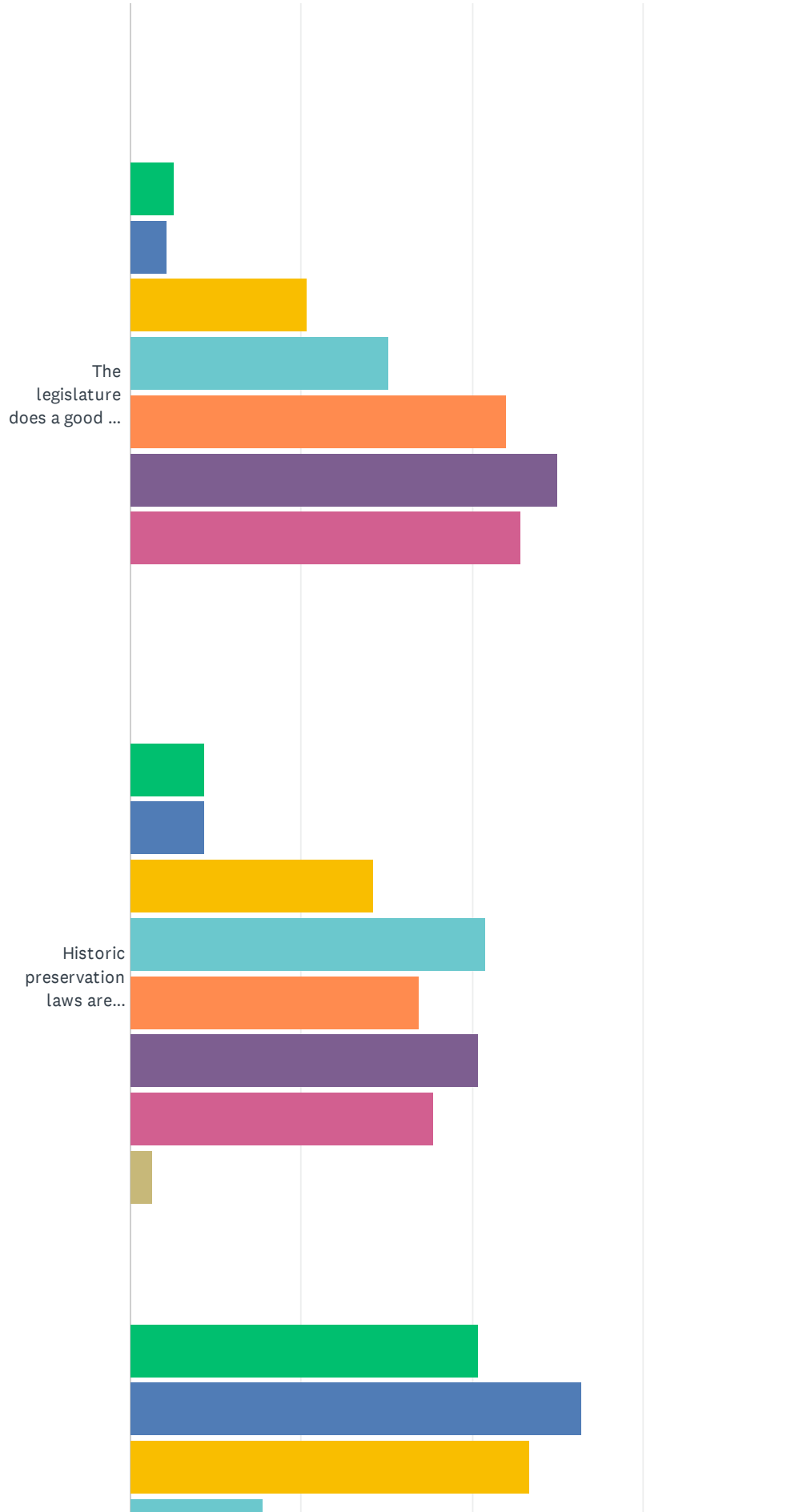
Answered: 232 Skipped: 65



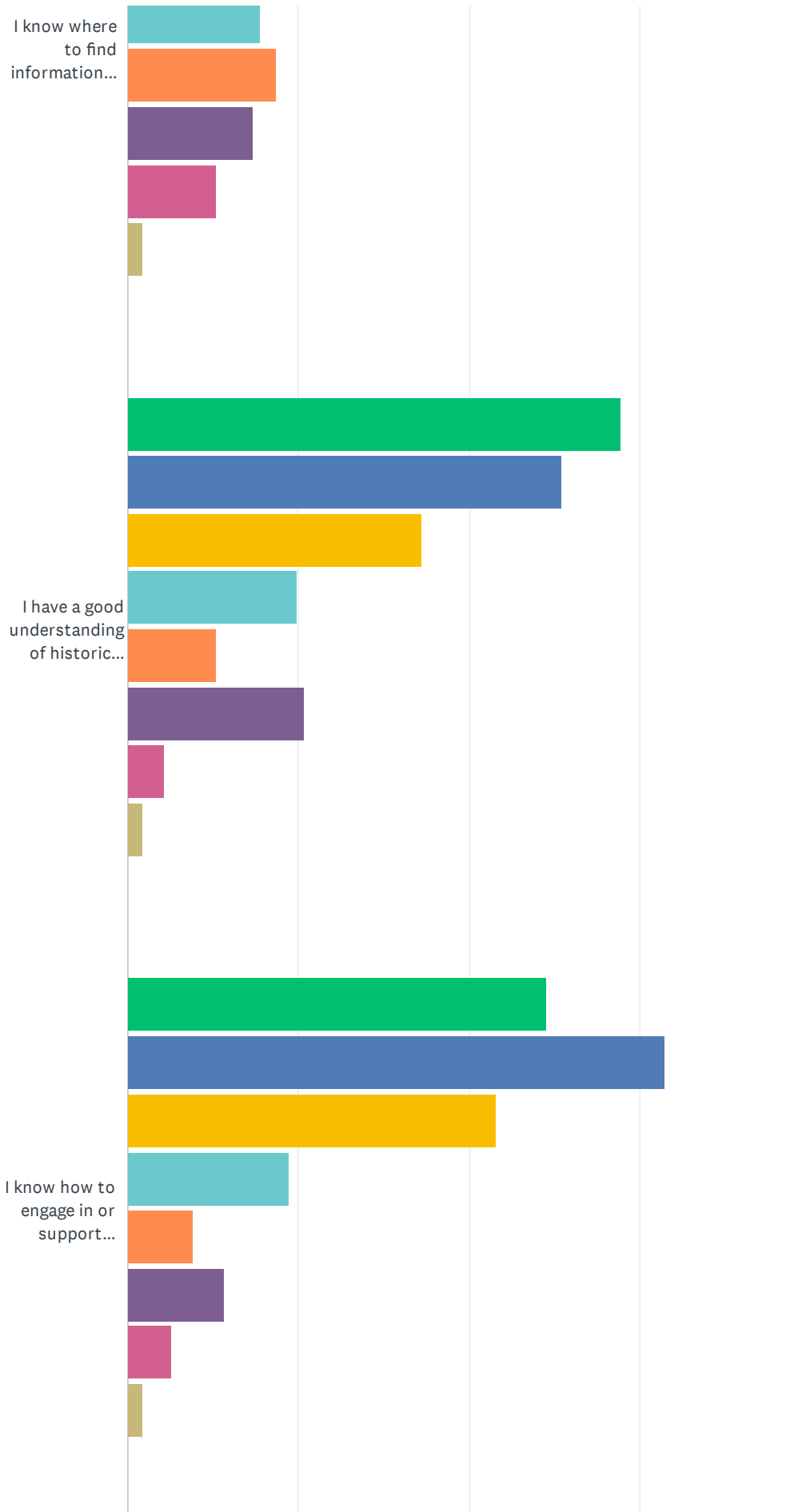
# Hawai'i State Historic Preservation Plan Public Survey



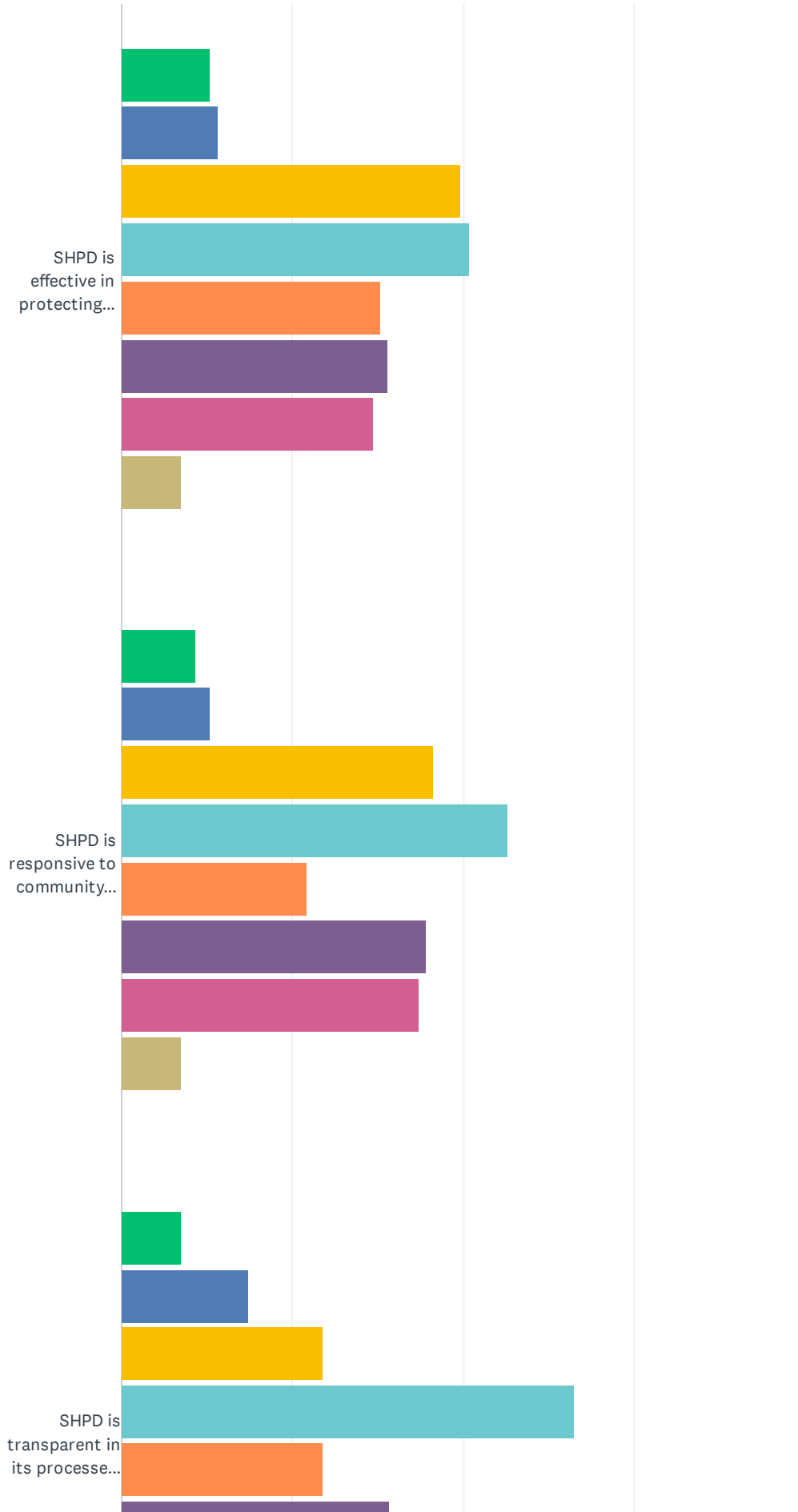
# Hawai'i State Historic Preservation Plan Public Survey



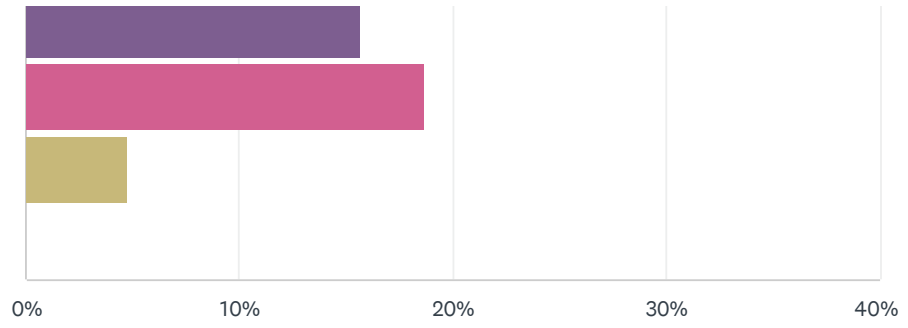
# Hawai'i State Historic Preservation Plan Public Survey



# Hawai'i State Historic Preservation Plan Public Survey



# Hawai'i State Historic Preservation Plan Public Survey



- Strongly ag...
- Agree
- Somewhat ...
- Neither agr...
- Somewhat ...
- Disagree
- Strongly dis...
- N/A

Hawai'i State Historic Preservation Plan Public Survey

	STRONGLY AGREE	AGREE	SOMEWHAT AGREE	NEITHER AGREE OR DISAGREE	SOMEWHAT DISAGREE	DISAGREE	STRONGLY DISAGREE	N/A	TOT
In my community, historic and cultural resources are cared for and well-protected.	6.09% 14	10.43% 24	40.00% 92	6.09% 14	16.96% 39	10.87% 25	9.57% 22	0.00% 0	;
In my community, historic and cultural resources are at risk or deteriorating.	28.57% 66	37.23% 86	18.61% 43	3.46% 8	3.03% 7	4.33% 10	4.76% 11	0.00% 0	;
My community cares about our historic and cultural resources.	21.98% 51	31.90% 74	26.29% 61	8.62% 20	6.47% 15	3.45% 8	1.29% 3	0.00% 0	;
My county does a good job managing historic and cultural resources.	3.46% 8	6.93% 16	20.78% 48	17.75% 41	23.38% 54	13.42% 31	13.85% 32	0.43% 1	;
The State of Hawai'i does a good job managing historic and cultural resources.	3.45% 8	2.59% 6	21.12% 49	14.66% 34	21.12% 49	21.12% 49	15.95% 37	0.00% 0	;
The legislature does a good job of creating policies to manage historic and cultural resources effectively.	2.59% 6	2.16% 5	10.34% 24	15.09% 35	21.98% 51	25.00% 58	22.84% 53	0.00% 0	;
Historic preservation laws are well-enforced in my community.	4.33% 10	4.33% 10	14.29% 33	20.78% 48	16.88% 39	20.35% 47	17.75% 41	1.30% 3	;
I know where to find information about historic	20.35% 47	26.41% 61	23.38% 54	7.79% 18	8.66% 20	7.36% 17	5.19% 12	0.87% 2	;

## Hawai'i State Historic Preservation Plan Public Survey

and cultural resources in my community.

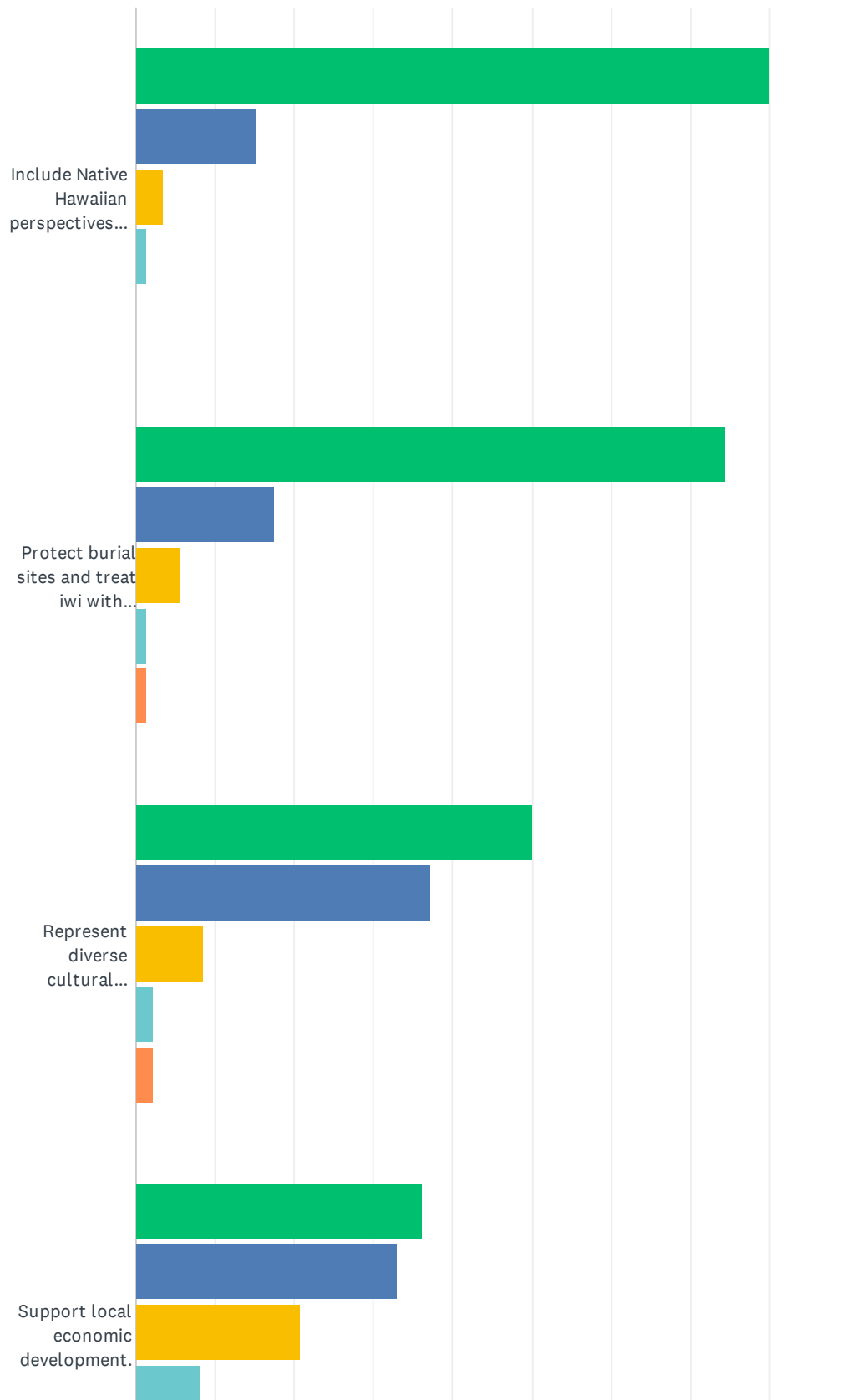
I have a good understanding of historic preservation laws and policies.	28.88% 67	25.43% 59	17.24% 40	9.91% 23	5.17% 12	10.34% 24	2.16% 5	0.86% 2	:
I know how to engage in or support stewardship of historic or cultural resources in my community.	24.57% 57	31.47% 73	21.55% 50	9.48% 22	3.88% 9	5.60% 13	2.59% 6	0.86% 2	:
SHPD is effective in protecting historic sites.	5.19% 12	5.63% 13	19.91% 46	20.35% 47	15.15% 35	15.58% 36	14.72% 34	3.46% 8	:
SHPD is responsive to community needs.	4.35% 10	5.22% 12	18.26% 42	22.61% 52	10.87% 25	17.83% 41	17.39% 40	3.48% 8	:
SHPD is transparent in its processes and decision-making.	3.48% 8	7.39% 17	11.74% 27	26.52% 61	11.74% 27	15.65% 36	18.70% 43	4.78% 11	:

**Q19** Are there areas of Hawai'i where you feel historic and cultural resources have been overlooked or underrepresented? If so, please describe.

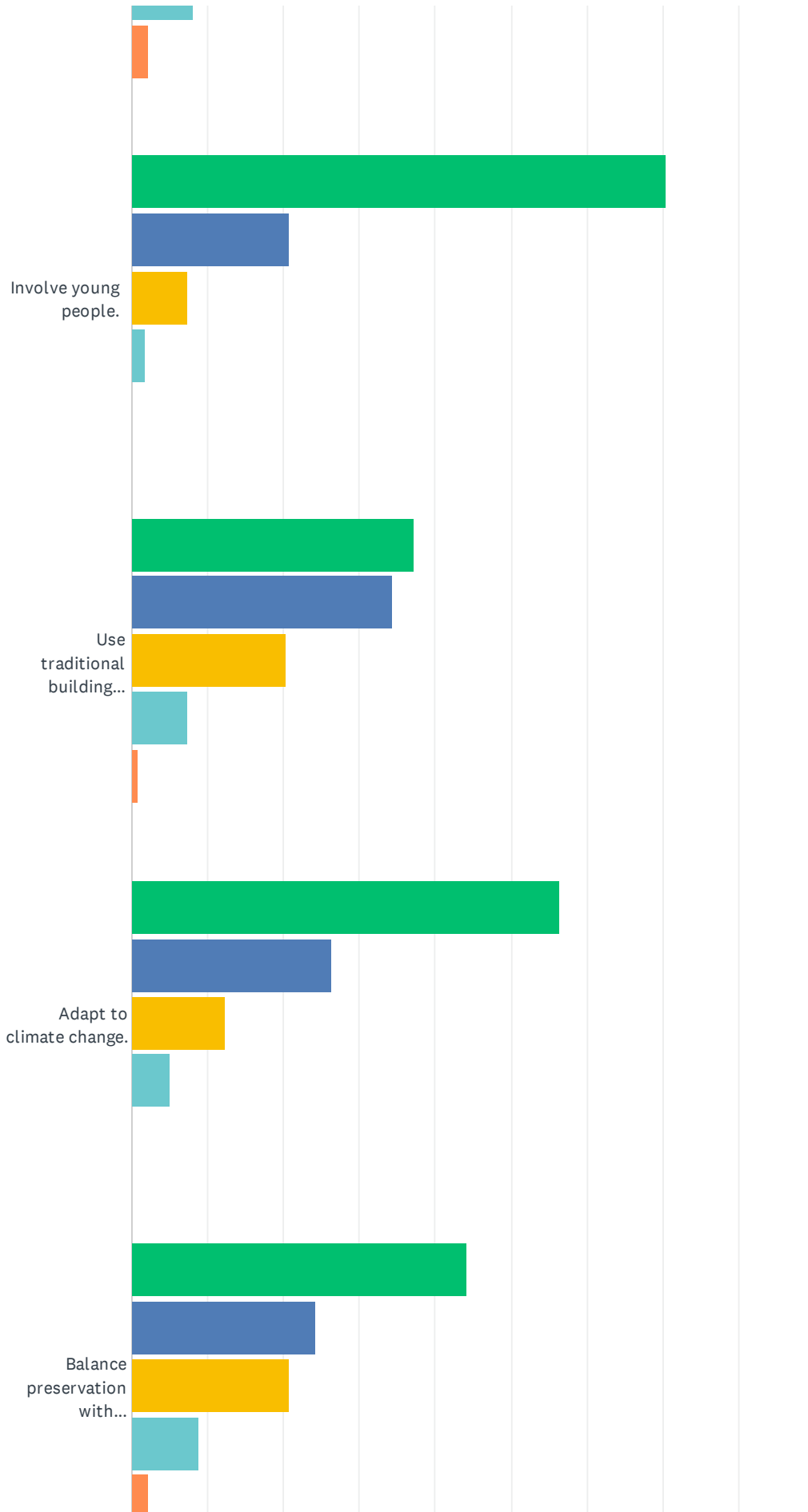
Answered: 121 Skipped: 176

## Q20 How important is it that historic preservation efforts:

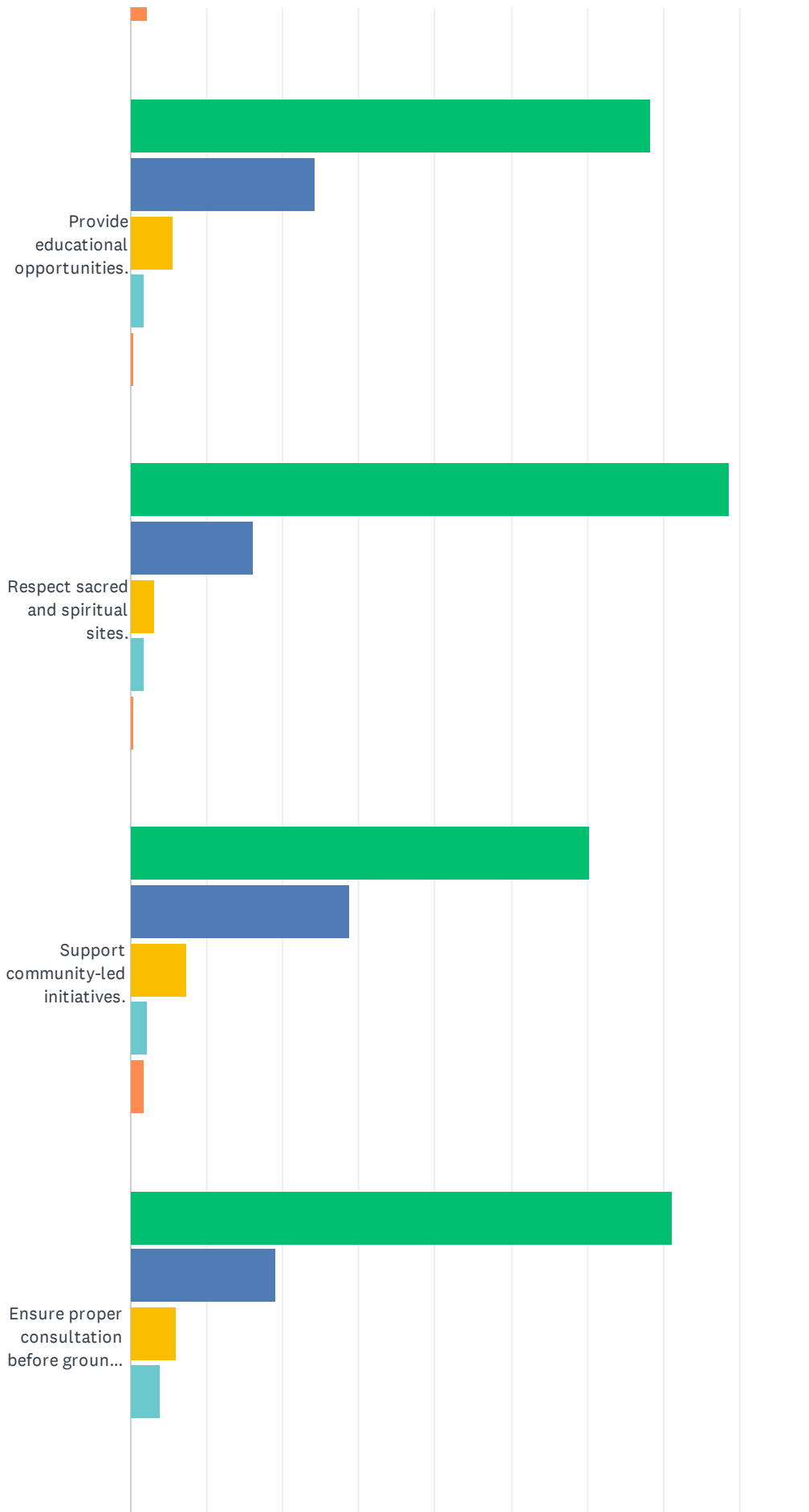
Answered: 236 Skipped: 61



# Hawai'i State Historic Preservation Plan Public Survey



# Hawai'i State Historic Preservation Plan Public Survey



## Hawai'i State Historic Preservation Plan Public Survey

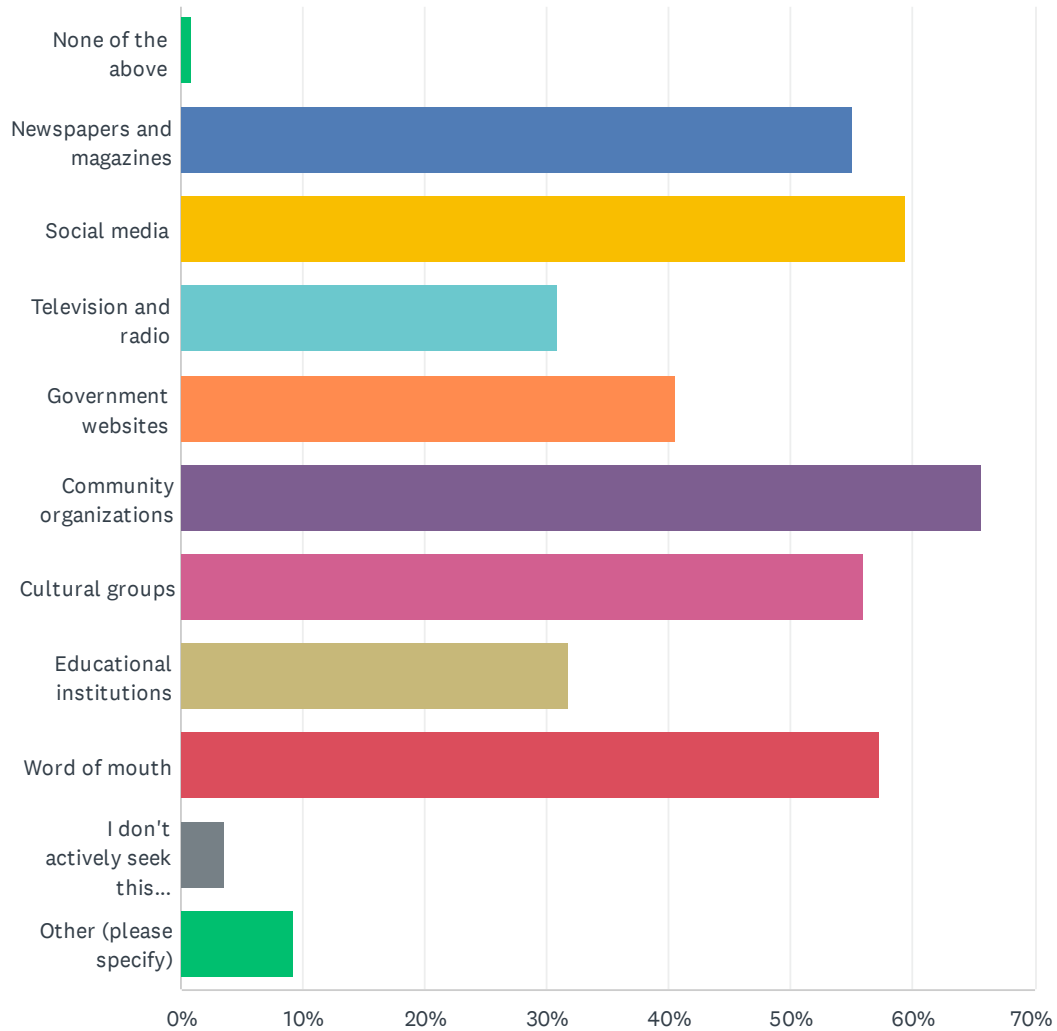
0%    10%    20%    30%    40%    50%    60%    70%    80%    90%

■ Very import...    
 ■ Moderately...    
 ■ Minimally i...    
 ■ Not at all i...  
■ N/A

	VERY IMPORTANT	MODERATELY IMPORTANT	MINIMALLY IMPORTANT	NOT AT ALL IMPORTANT	N/A	TOTAL	WEIGHTED AVERAGE
Include Native Hawaiian perspectives and practices.	80.08% 189	15.25% 36	3.39% 8	1.27% 3	0.00% 0	236	3.74
Protect burial sites and treat iwi with respect.	74.47% 175	17.45% 41	5.53% 13	1.28% 3	1.28% 3	235	3.67
Represent diverse cultural communities.	50.00% 118	37.29% 88	8.47% 20	2.12% 5	2.12% 5	236	3.38
Support local economic development.	36.02% 85	33.05% 78	20.76% 49	8.05% 19	2.12% 5	236	2.99
Involve young people.	70.34% 166	20.76% 49	7.20% 17	1.69% 4	0.00% 0	236	3.60
Use traditional building techniques and materials.	37.29% 88	34.32% 81	20.34% 48	7.20% 17	0.85% 2	236	3.03
Adapt to climate change.	56.36% 133	26.27% 62	12.29% 29	5.08% 12	0.00% 0	236	3.34
Balance preservation with development needs.	44.07% 104	24.15% 57	20.76% 49	8.90% 21	2.12% 5	236	3.06
Provide educational opportunities.	68.22% 161	24.15% 57	5.51% 13	1.69% 4	0.42% 1	236	3.60
Respect sacred and spiritual sites.	78.72% 185	16.17% 38	2.98% 7	1.70% 4	0.43% 1	235	3.73
Support community-led initiatives.	60.17% 142	28.81% 68	7.20% 17	2.12% 5	1.69% 4	236	3.50
Ensure proper consultation before ground disturbance.	71.19% 168	19.07% 45	5.93% 14	3.81% 9	0.00% 0	236	3.58

## Q21 How do you currently learn about historic preservation issues in Hawai'i? (Select all that apply)

Answered: 227 Skipped: 70

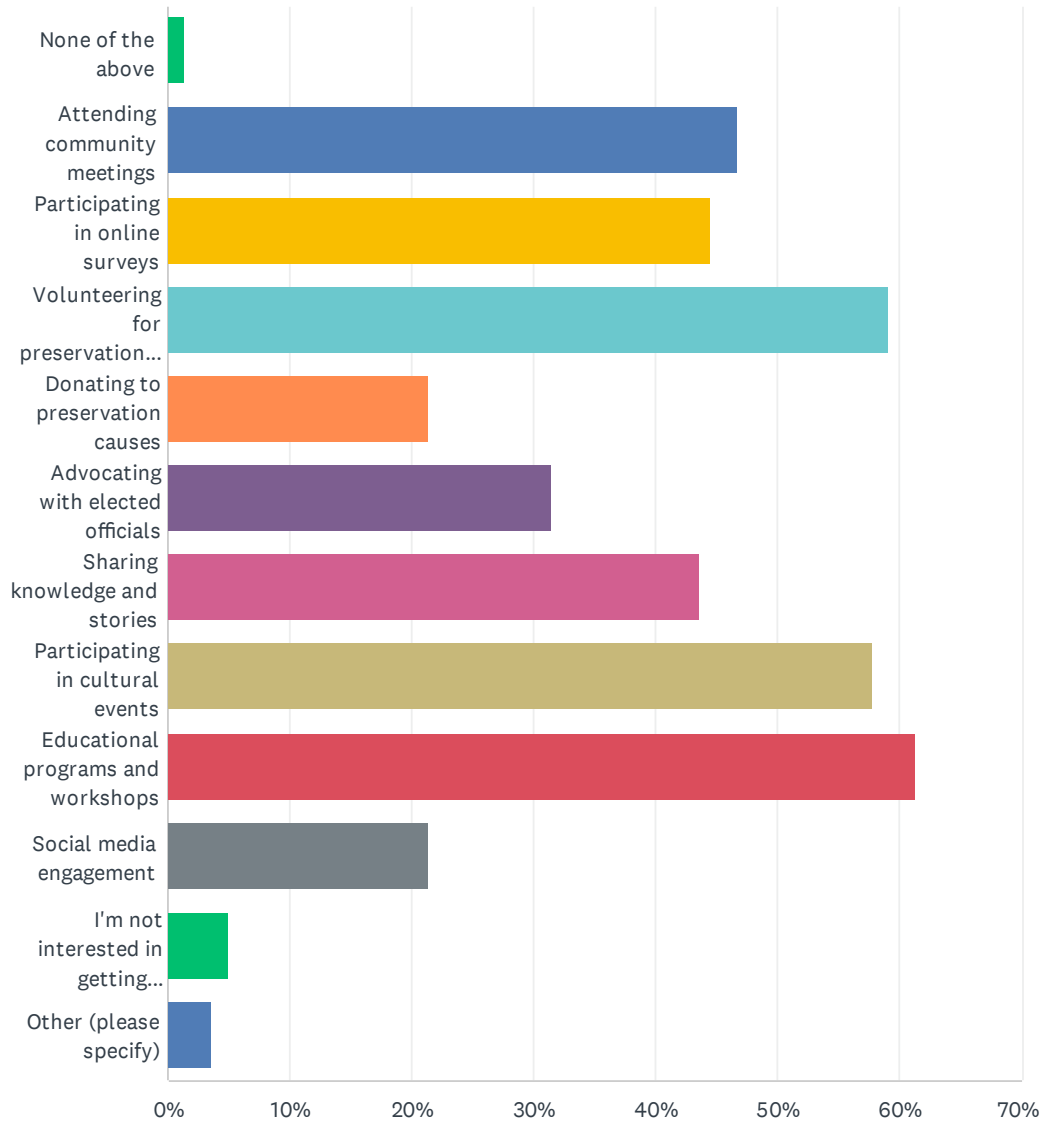


## Hawai'i State Historic Preservation Plan Public Survey

ANSWER CHOICES	RESPONSES	
None of the above	0.88%	2
Newspapers and magazines	55.07%	125
Social media	59.47%	135
Television and radio	30.84%	70
Government websites	40.53%	92
Community organizations	65.64%	149
Cultural groups	55.95%	127
Educational institutions	31.72%	72
Word of mouth	57.27%	130
I don't actively seek this information	3.52%	8
Other (please specify)	9.25%	21
Total Respondents: 227		

## Q22 How would you prefer to be involved in historic preservation efforts? (Select all that apply)

Answered: 225 Skipped: 72

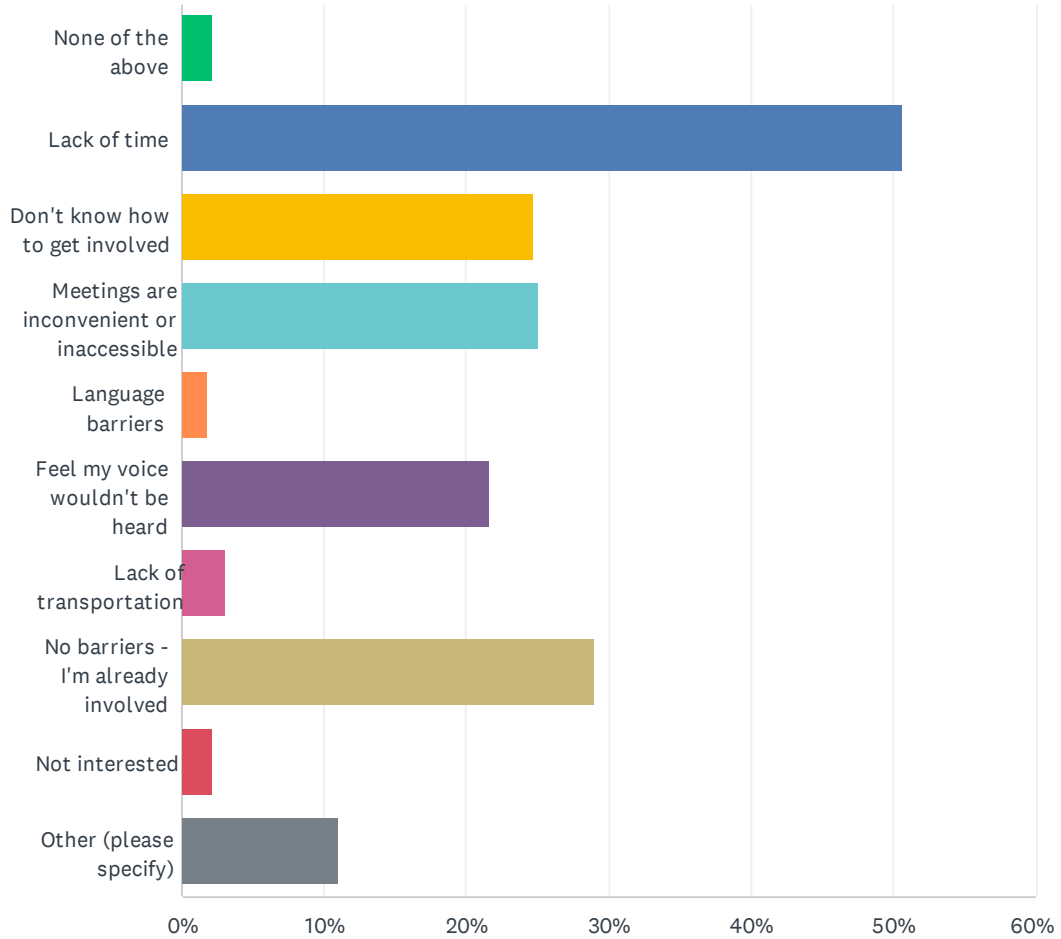


## Hawai'i State Historic Preservation Plan Public Survey

ANSWER CHOICES	RESPONSES	
None of the above	1.33%	3
Attending community meetings	46.67%	105
Participating in online surveys	44.44%	100
Volunteering for preservation projects	59.11%	133
Donating to preservation causes	21.33%	48
Advocating with elected officials	31.56%	71
Sharing knowledge and stories	43.56%	98
Participating in cultural events	57.78%	130
Educational programs and workshops	61.33%	138
Social media engagement	21.33%	48
I'm not interested in getting involved	4.89%	11
Other (please specify)	3.56%	8
Total Respondents: 225		

### Q23 What barriers prevent you from being more involved in historic preservation? (Select all that apply)

Answered: 227 Skipped: 70



## Hawai'i State Historic Preservation Plan Public Survey

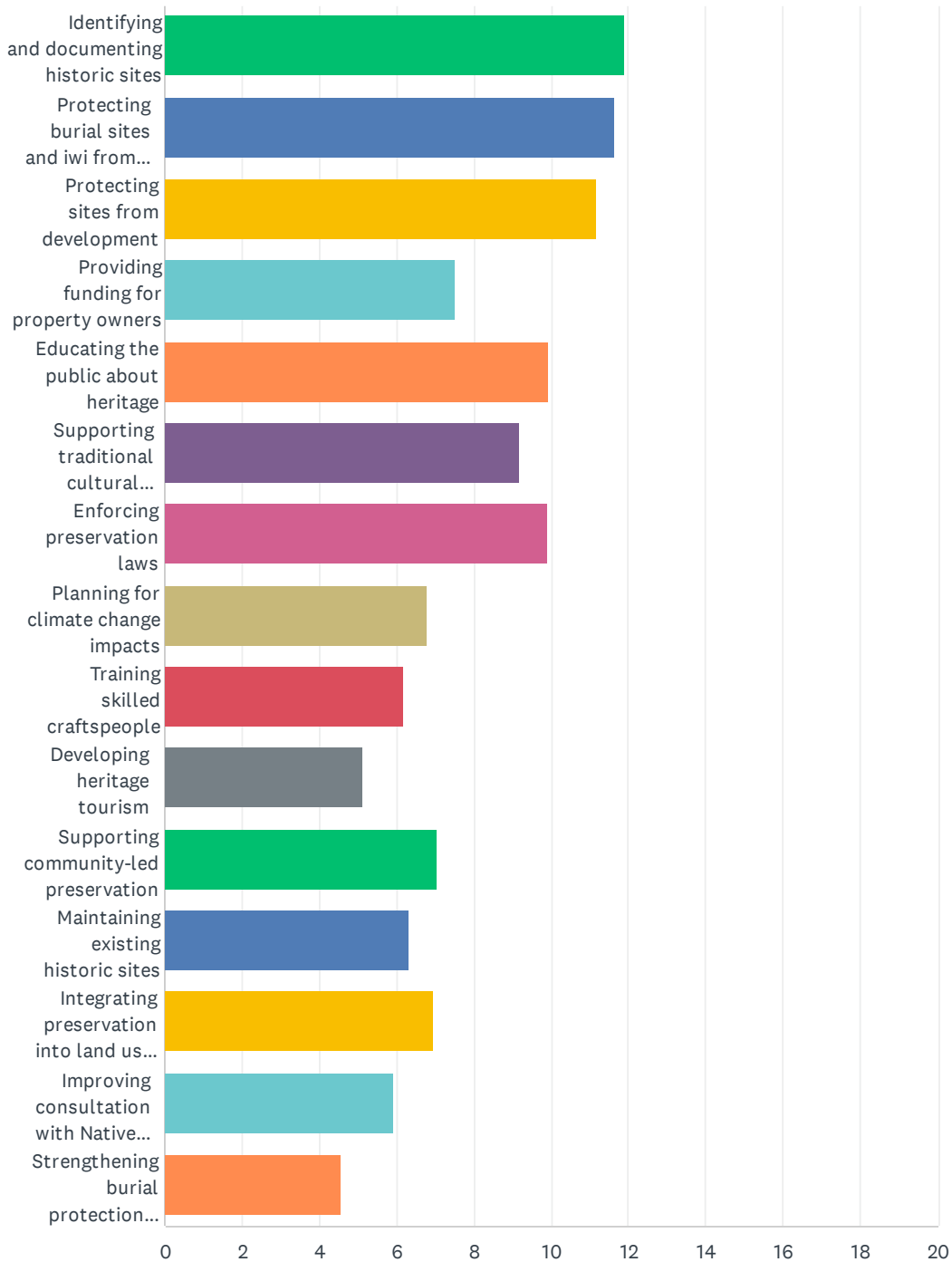
ANSWER CHOICES	RESPONSES	
None of the above	2.20%	5
Lack of time	50.66%	115
Don't know how to get involved	24.67%	56
Meetings are inconvenient or inaccessible	25.11%	57
Language barriers	1.76%	4
Feel my voice wouldn't be heard	21.59%	49
Lack of transportation	3.08%	7
No barriers - I'm already involved	29.07%	66
Not interested	2.20%	5
Other (please specify)	11.01%	25
Total Respondents: 227		

## Q24 How can the State Historic Preservation Division better engage with your community?

Answered: 135 Skipped: 162

## Q25 If you had to choose, which preservation activities should be the state's highest priorities? (Rank your top 5)

Answered: 217 Skipped: 80



Hawai'i State Historic Preservation Plan Public Survey

	1	2	3	4	5	6	7	8	9	10	11
Identifying and documenting historic sites	22.12% 48	12.44% 27	16.13% 35	10.60% 23	7.83% 17	11.52% 25	8.76% 19	3.69% 8	2.76% 6	1.38% 3	0.46% 1
Protecting burial sites and iwi from disturbance	23.96% 52	18.43% 40	8.76% 19	6.45% 14	7.37% 16	10.14% 22	9.22% 20	5.99% 13	2.30% 5	0.46% 1	1.84% 4
Protecting sites from development	12.44% 27	19.35% 42	17.05% 37	9.22% 20	8.29% 18	6.91% 15	6.91% 15	4.61% 10	3.69% 8	3.69% 8	0.92% 2
Providing funding for property owners	3.69% 8	4.61% 10	2.76% 6	6.91% 15	4.61% 10	7.83% 17	16.13% 35	11.06% 24	8.29% 18	3.23% 7	5.53% 12
Educating the public about heritage	5.07% 11	6.45% 14	7.83% 17	10.60% 23	13.36% 29	11.98% 26	10.14% 22	15.21% 33	8.76% 19	5.99% 13	2.76% 6
Supporting traditional cultural practices	2.30% 5	3.69% 8	5.53% 12	8.76% 19	7.83% 17	16.13% 35	13.82% 30	14.29% 31	14.29% 31	7.83% 17	2.30% 5
Enforcing preservation laws	6.45% 14	6.91% 15	9.68% 21	13.36% 29	10.60% 23	7.37% 16	11.52% 25	9.22% 20	9.22% 20	9.22% 20	1.84% 4
Planning for climate change impacts	2.76% 6	1.38% 3	2.76% 6	1.38% 3	4.15% 9	4.15% 9	5.07% 11	13.82% 30	12.44% 27	19.82% 43	11.06% 24
Training skilled craftspeople	0.00% 0	2.30% 5	2.76% 6	3.23% 7	0.92% 2	2.30% 5	3.69% 8	5.99% 13	15.67% 34	16.13% 35	20.28% 44
Developing heritage tourism	0.92% 2	1.84% 4	2.30% 5	1.84% 4	4.61% 10	0.46% 1	0.92% 2	3.69% 8	3.69% 8	11.98% 26	21.20% 46
Supporting community-led preservation	3.69% 8	2.30% 5	3.69% 8	9.68% 21	5.99% 13	5.53% 12	1.84% 4	4.61% 10	6.45% 14	5.53% 12	15.21% 33
Maintaining existing historic sites	2.76% 6	5.07% 11	4.61% 10	4.15% 9	6.91% 15	4.61% 10	2.30% 5	1.38% 3	4.61% 10	7.37% 16	4.15% 9
Integrating preservation into land use planning	5.53% 12	5.07% 11	7.83% 17	6.91% 15	8.76% 19	3.23% 7	2.76% 6	3.23% 7	1.84% 4	2.30% 5	4.61% 10
Improving consultation with Native Hawaiian and other cultural communities	6.45% 14	3.23% 7	5.07% 11	3.23% 7	6.45% 14	4.15% 9	5.07% 11	0.46% 1	3.23% 7	2.30% 5	4.61% 10
Strengthening	1.84% 4	6.91% 15	3.23% 7	3.69% 8	2.30% 5	3.69% 8	1.84% 4	2.76% 6	2.76% 6	2.76% 6	3.23% 7

# Hawai'i State Historic Preservation Plan Public Survey

burial  
protection  
protocols

4

15

7

8

5

8

4

6

6

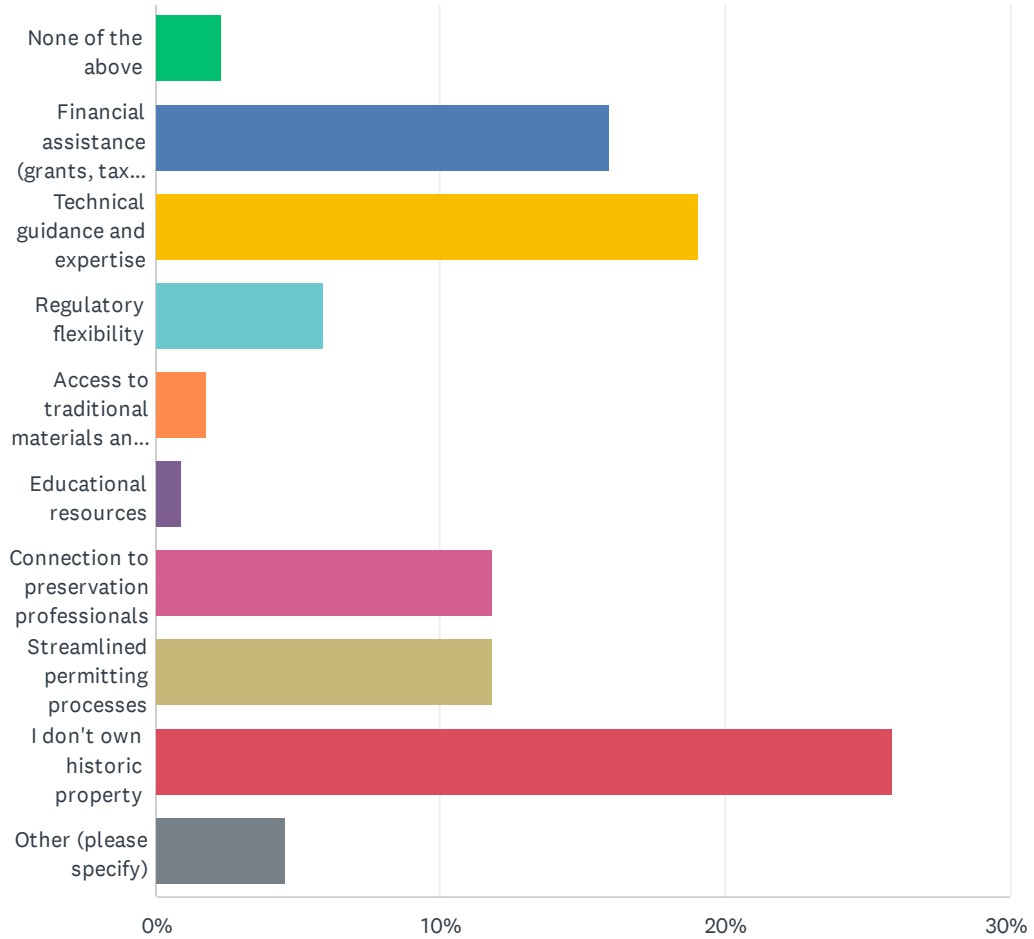
6

7

---

## Q26 What resources or support do historic property owners in Hawai'i need most?

Answered: 220 Skipped: 77

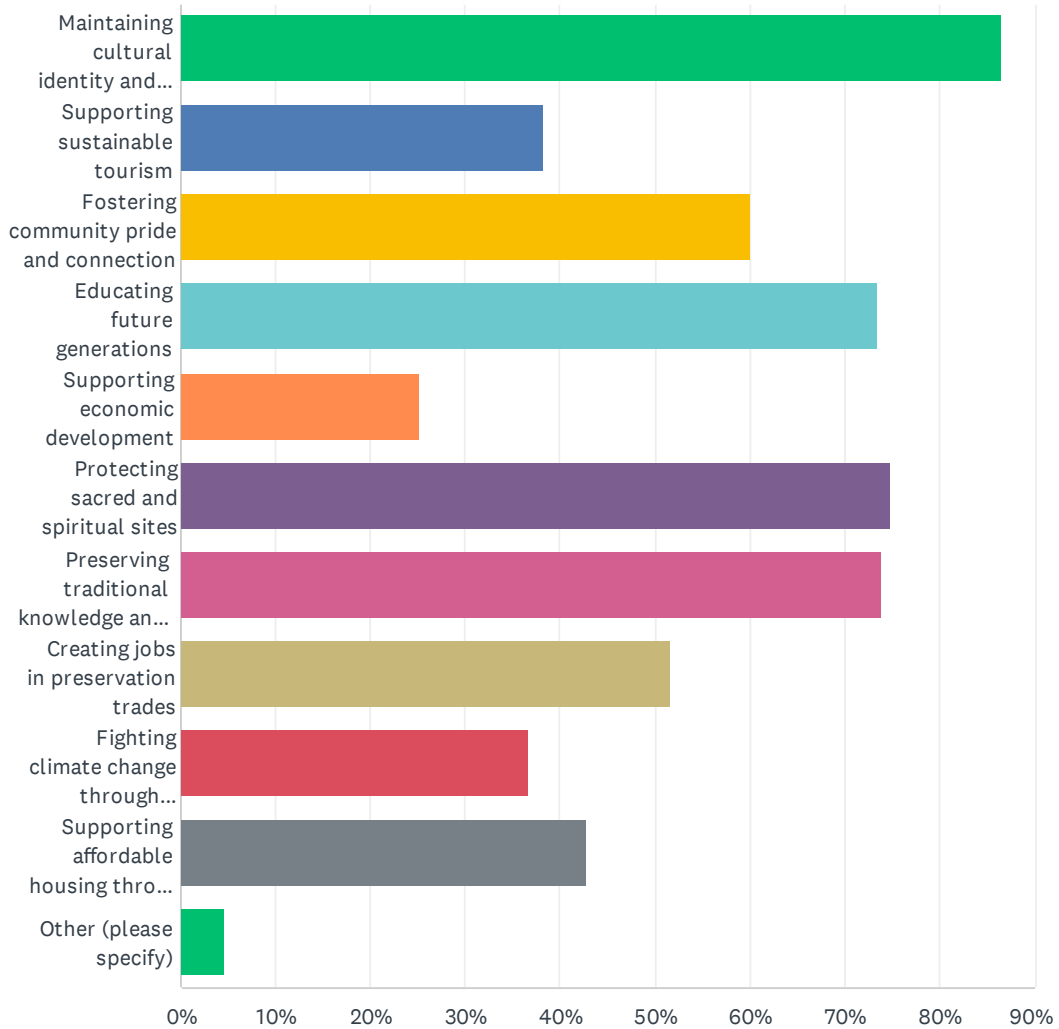


## Hawai'i State Historic Preservation Plan Public Survey

ANSWER CHOICES	RESPONSES	
None of the above	2.27%	5
Financial assistance (grants, tax credits)	15.91%	35
Technical guidance and expertise	19.09%	42
Regulatory flexibility	5.91%	13
Access to traditional materials and craftspeople	1.82%	4
Educational resources	0.91%	2
Connection to preservation professionals	11.82%	26
Streamlined permitting processes	11.82%	26
I don't own historic property	25.91%	57
Other (please specify)	4.55%	10
<b>TOTAL</b>		<b>220</b>

### Q27 What role should historic preservation play in Hawaii's future? (Select all that apply)

Answered: 215 Skipped: 82



## Hawai'i State Historic Preservation Plan Public Survey

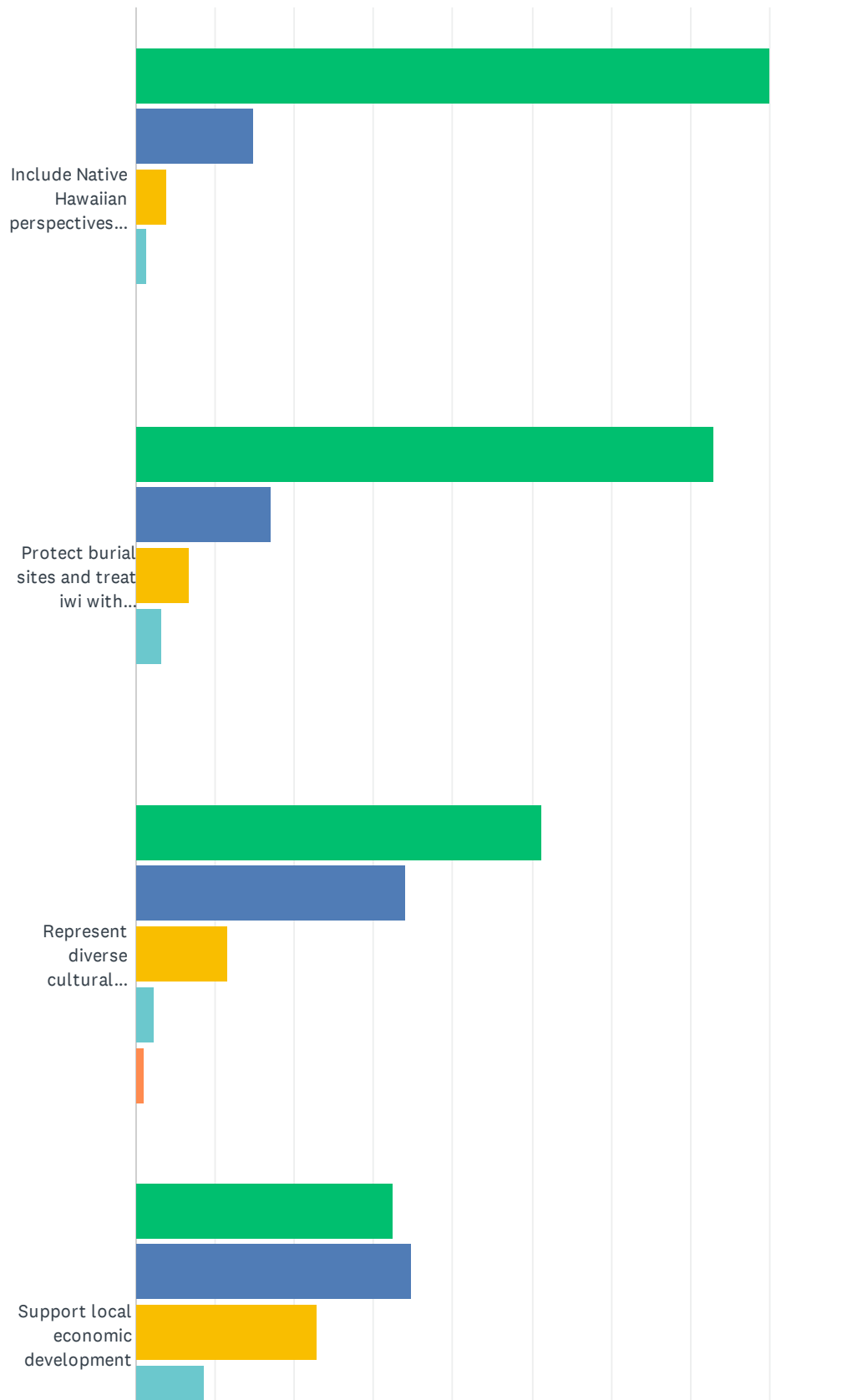
ANSWER CHOICES	RESPONSES	
Maintaining cultural identity and sense of place	86.51%	186
Supporting sustainable tourism	38.14%	82
Fostering community pride and connection	60.00%	129
Educating future generations	73.49%	158
Supporting economic development	25.12%	54
Protecting sacred and spiritual sites	74.88%	161
Preserving traditional knowledge and practices	73.95%	159
Creating jobs in preservation trades	51.63%	111
Fighting climate change through building reuse	36.74%	79
Supporting affordable housing through adaptive reuse	42.79%	92
Other (please specify)	4.65%	10
Total Respondents: 215		

**Q28 What would successful historic preservation in Hawai'i look like to you  
10 years from now?**

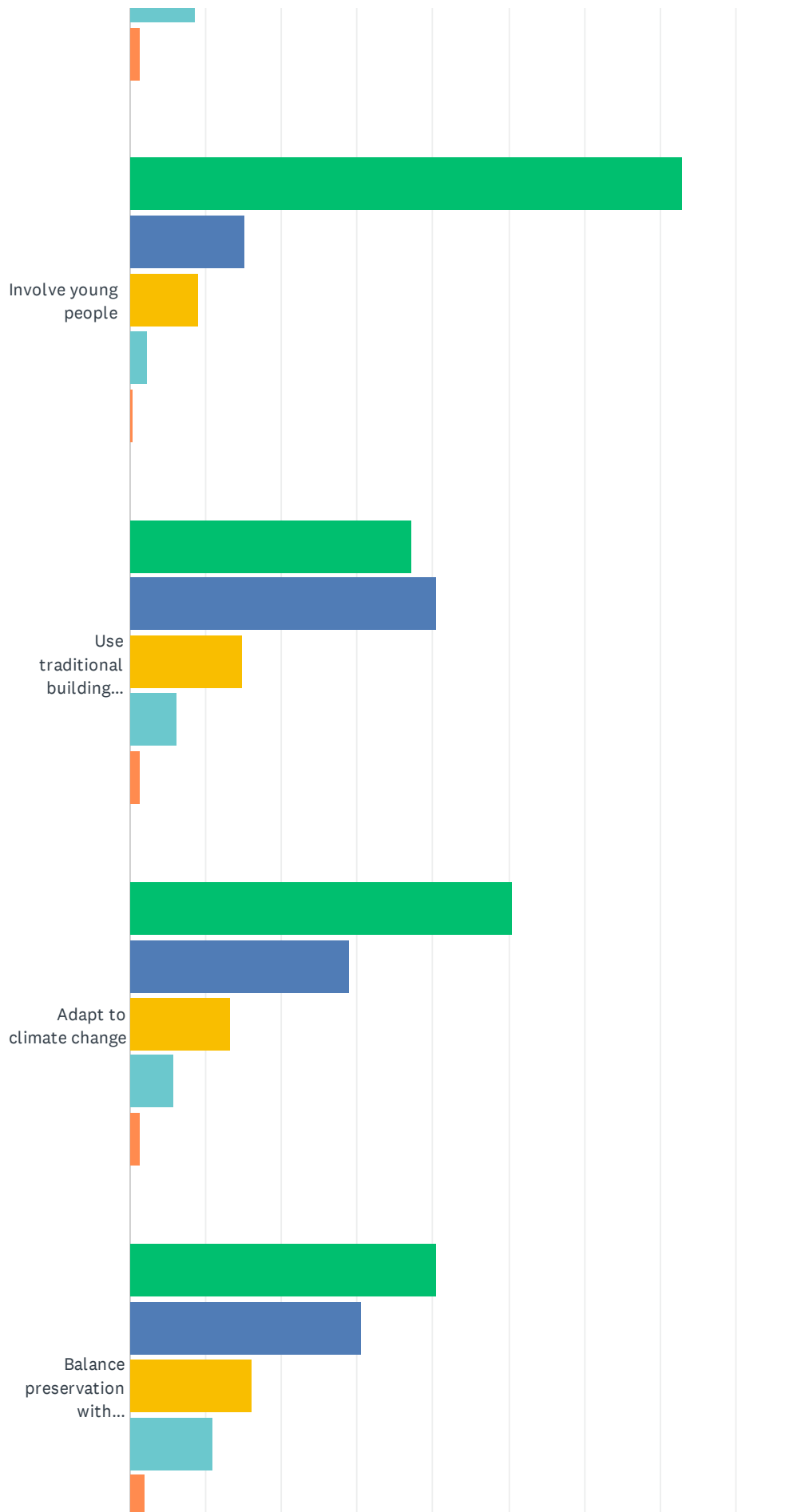
Answered: 135 Skipped: 162

## Q29 How important is it that historic preservation efforts:

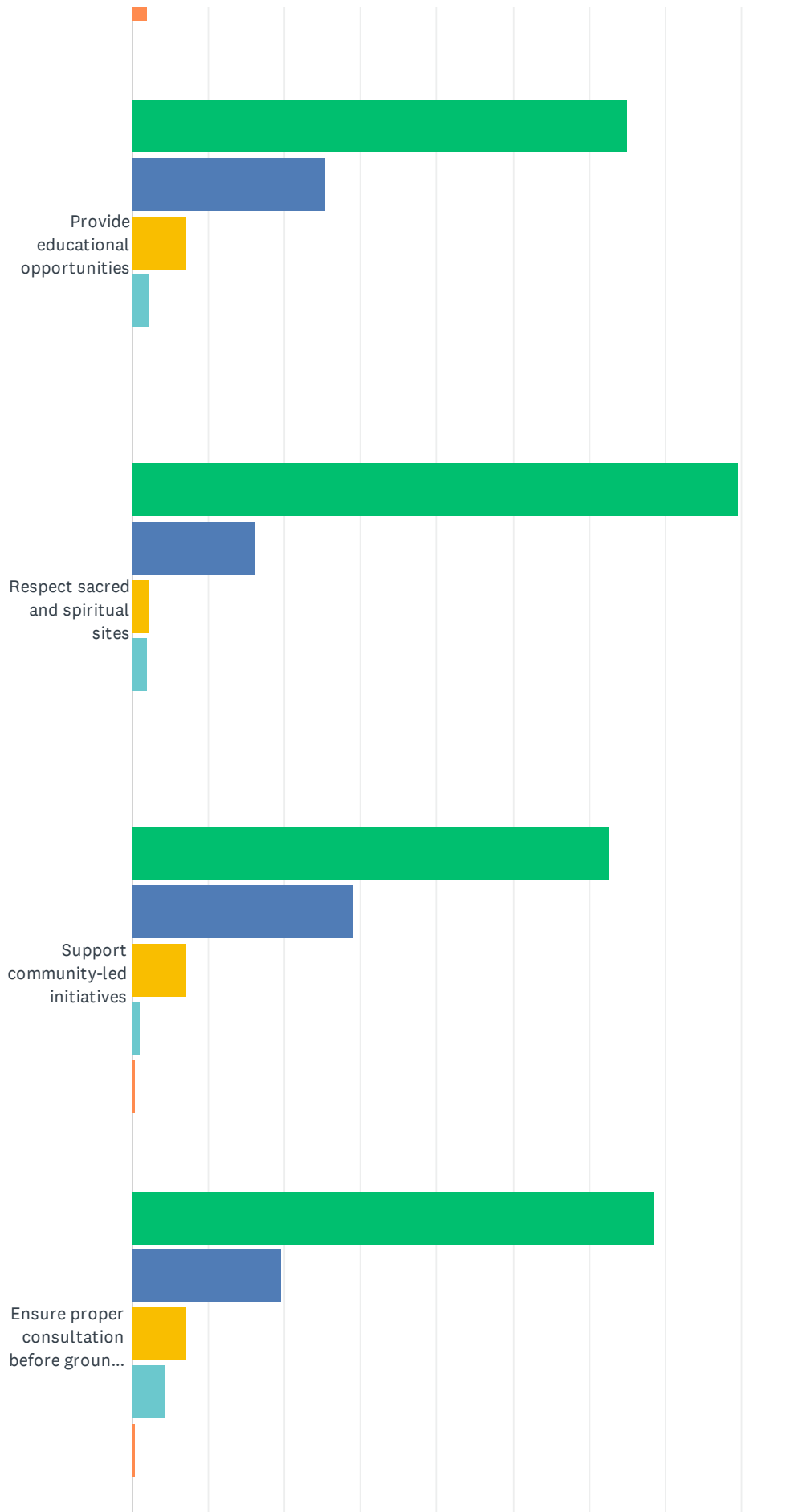
Answered: 212 Skipped: 85



# Hawai'i State Historic Preservation Plan Public Survey



# Hawai'i State Historic Preservation Plan Public Survey



## Hawai'i State Historic Preservation Plan Public Survey

0%    10%    20%    30%    40%    50%    60%    70%    80%    90%

■ Very import...    
 ■ Moderate i...    
 ■ Minimally i...    
 ■ Not over im...  
■ N/A

	VERY IMPORTANT	MODERATE IMPORTANT	MINIMALLY IMPORTANT	NOT OVER IMPORTANT	N/A	TOTAL	WEIGHTED AVERAGE
Include Native Hawaiian perspectives and practices	80.09% 169	14.69% 31	3.79% 8	1.42% 3	0.00% 0	211	3.73
Protect burial sites and treat iwi with respect	72.99% 154	17.06% 36	6.64% 14	3.32% 7	0.00% 0	211	3.60
Represent diverse cultural communities	51.20% 107	33.97% 71	11.48% 24	2.39% 5	0.96% 2	209	3.35
Support local economic development	32.38% 68	34.76% 73	22.86% 48	8.57% 18	1.43% 3	210	2.92
Involve young people	72.86% 153	15.24% 32	9.05% 19	2.38% 5	0.48% 1	210	3.59
Use traditional building techniques and materials	37.14% 78	40.48% 85	14.76% 31	6.19% 13	1.43% 3	210	3.10
Adapt to climate change	50.48% 106	29.05% 61	13.33% 28	5.71% 12	1.43% 3	210	3.26
Balance preservation with development needs	40.48% 85	30.48% 64	16.19% 34	10.95% 23	1.90% 4	210	3.02
Provide educational opportunities	65.07% 136	25.36% 53	7.18% 15	2.39% 5	0.00% 0	209	3.53
Respect sacred and spiritual sites	79.62% 168	16.11% 34	2.37% 5	1.90% 4	0.00% 0	211	3.73
Support community-led initiatives	62.56% 132	28.91% 61	7.11% 15	0.95% 2	0.47% 1	211	3.54
Ensure proper consultation before ground disturbance	68.42% 143	19.62% 41	7.18% 15	4.31% 9	0.48% 1	209	3.53

**Q30 What groups or communities do you think should have a stronger voice in preservation decisions?**

Answered: 144 Skipped: 153

**Q31 How should Hawai'i balance preservation with other important needs like housing, economic development, and infrastructure?**

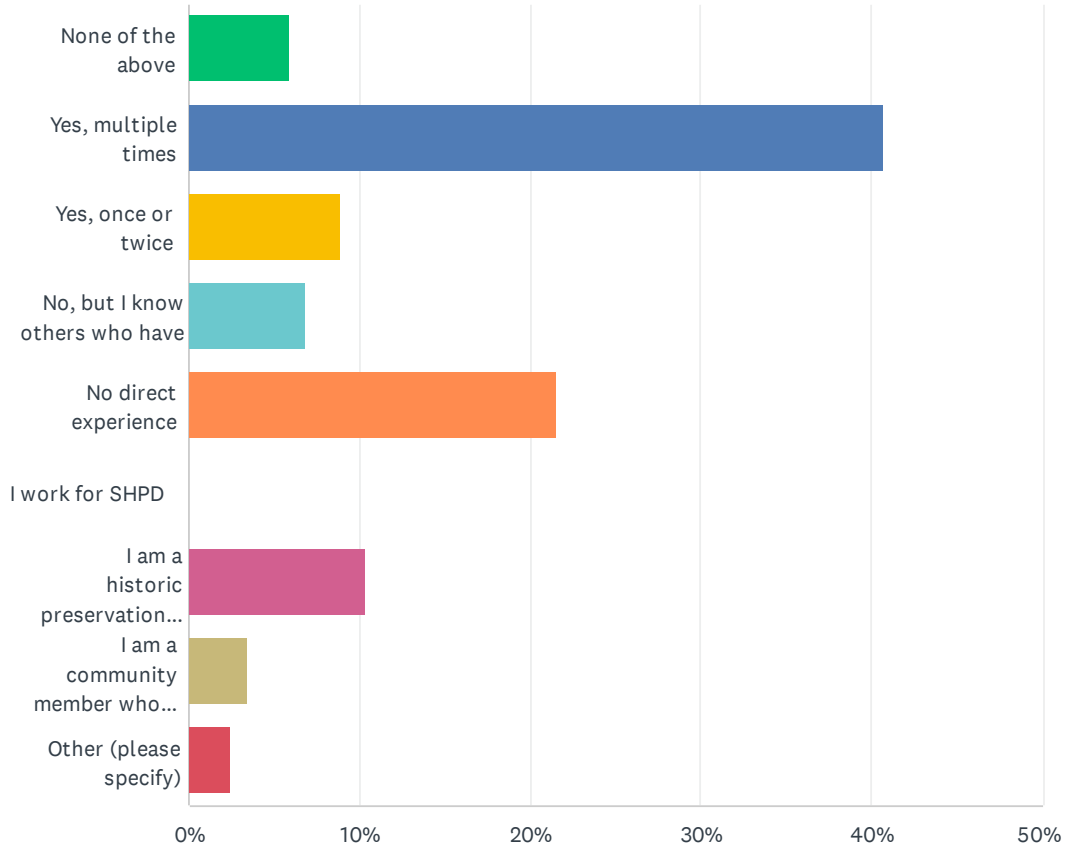
Answered: 146 Skipped: 151

**Q32 Are there successful preservation projects or approaches in Hawai'i that should be models for the future?**

Answered: 115 Skipped: 182

### Q33 Have you or your organization had direct experience working with SHPD?

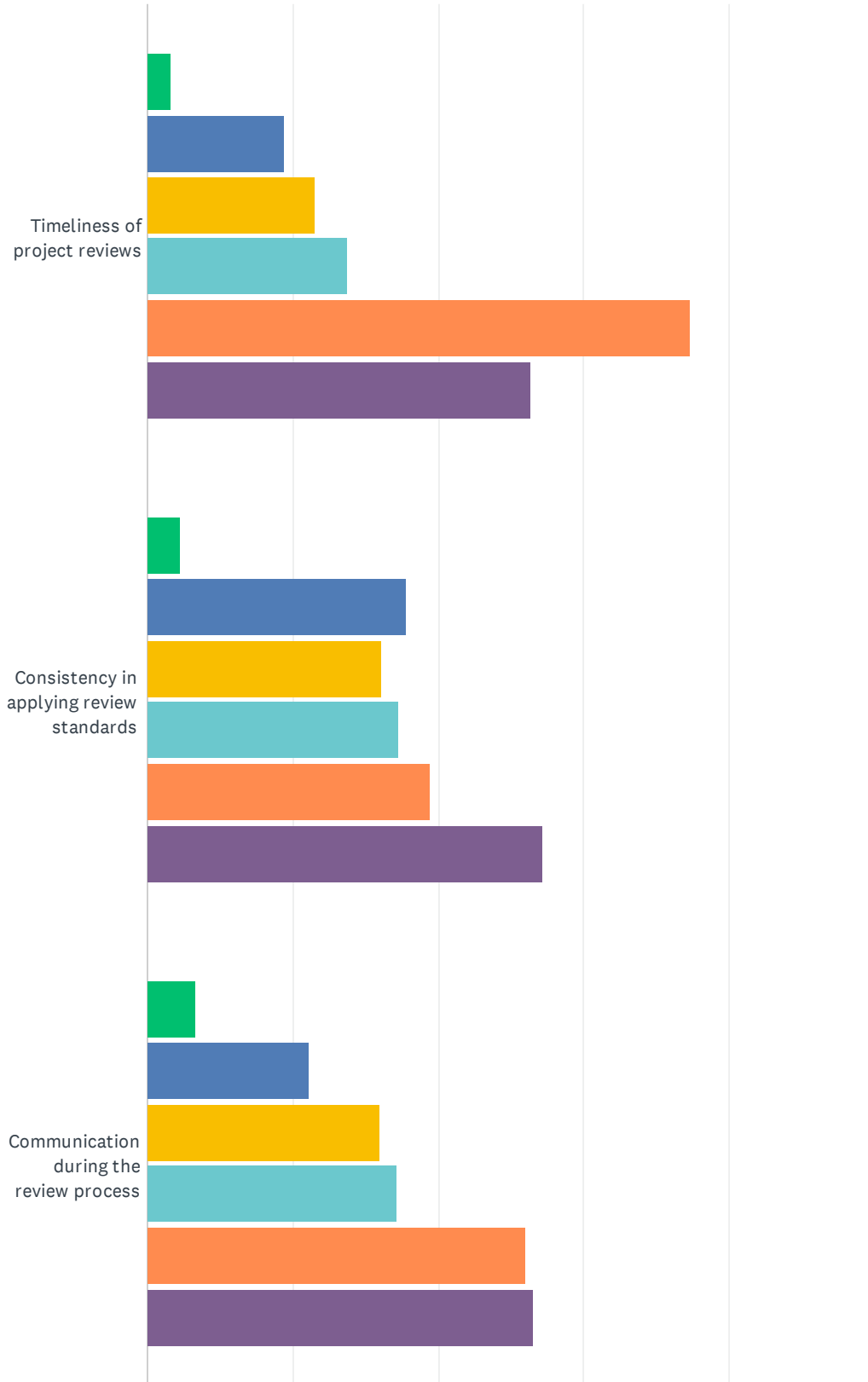
Answered: 204 Skipped: 93



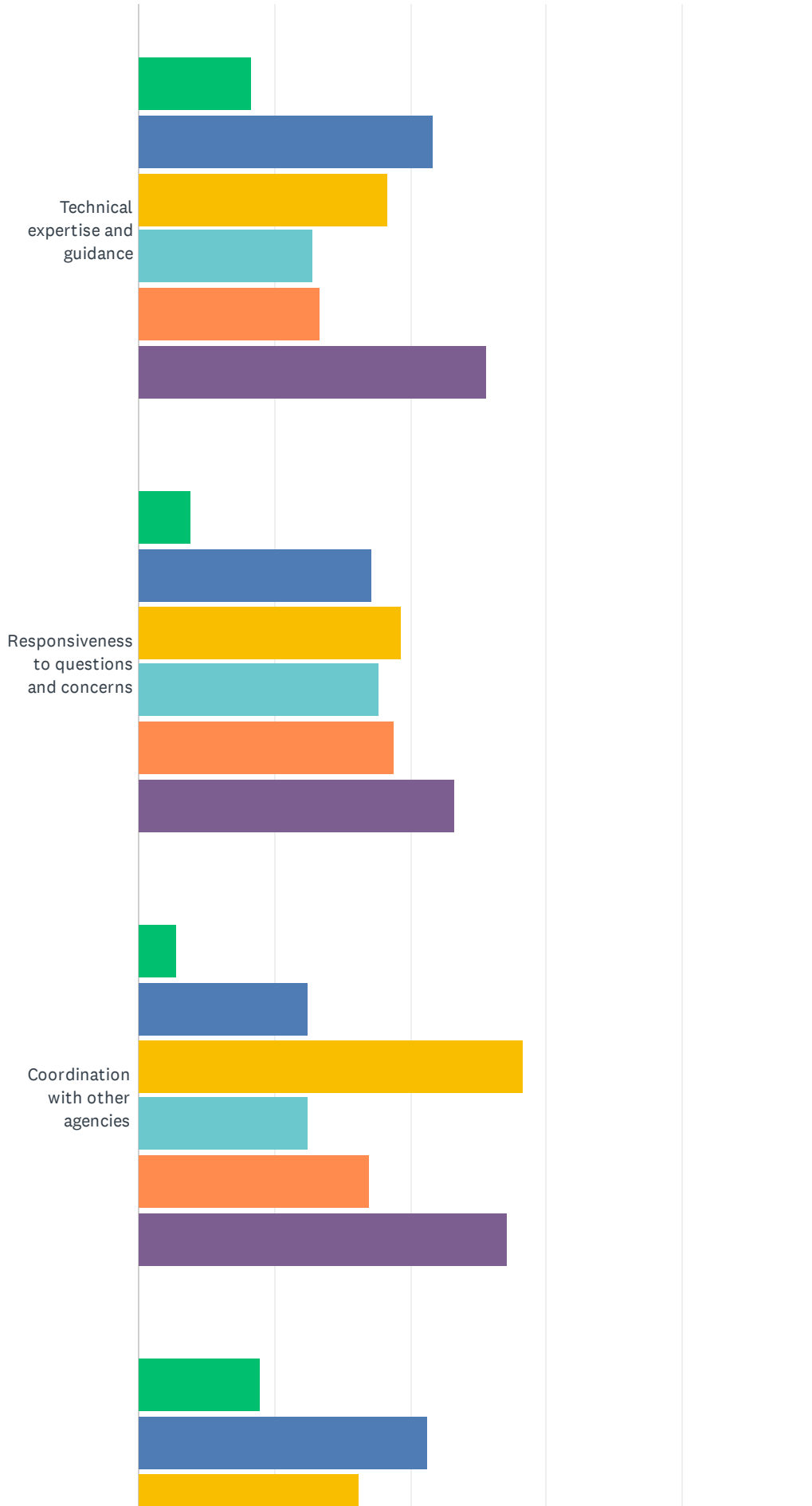
ANSWER CHOICES	RESPONSES	
None of the above	5.88%	12
Yes, multiple times	40.69%	83
Yes, once or twice	8.82%	18
No, but I know others who have	6.86%	14
No direct experience	21.57%	44
I work for SHPD	0.00%	0
I am a historic preservation professional who regularly works with SHPD	10.29%	21
I am a community member who regularly engages with SHPD	3.43%	7
Other (please specify)	2.45%	5
<b>TOTAL</b>		<b>204</b>

### Q34 If you have experience with SHPD, how would you rate their performance in the following areas:

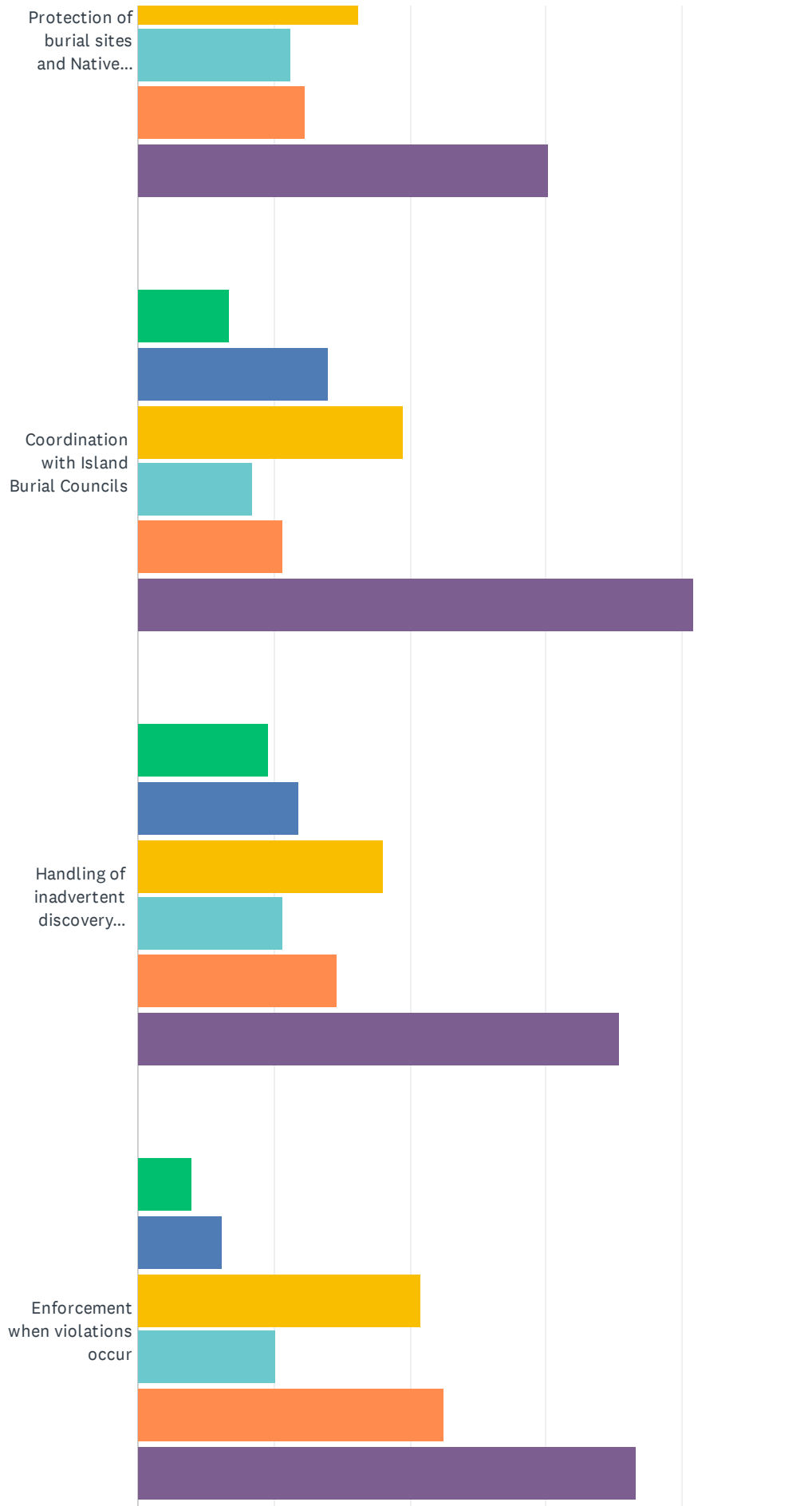
Answered: 182 Skipped: 115



# Hawai'i State Historic Preservation Plan Public Survey



# Hawai'i State Historic Preservation Plan Public Survey



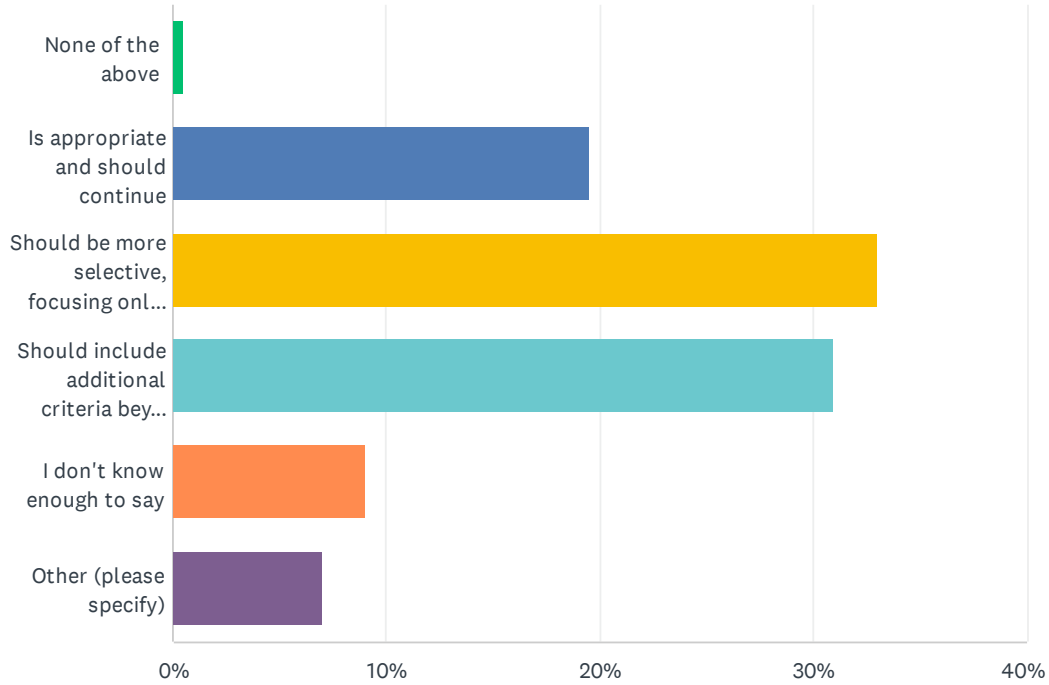
## Hawai'i State Historic Preservation Plan Public Survey



	EXCELLENT	SATISFACTORY	NEUTRAL	NOT SATISFACTORY	POOR	N/A	TOTAL	WEIGHTED AVERAGE
Timeliness of project reviews	1.65% 3	9.34% 17	11.54% 21	13.74% 25	37.36% 68	26.37% 48	182	4.00
Consistency in applying review standards	2.22% 4	17.78% 32	16.11% 29	17.22% 31	19.44% 35	27.22% 49	180	3.60
Communication during the review process	3.31% 6	11.05% 20	16.02% 29	17.13% 31	25.97% 47	26.52% 48	181	3.71
Technical expertise and guidance	8.33% 15	21.67% 39	18.33% 33	12.78% 23	13.33% 24	25.56% 46	180	3.70
Responsiveness to questions and concerns	3.87% 7	17.13% 31	19.34% 35	17.68% 32	18.78% 34	23.20% 42	181	3.58
Coordination with other agencies	2.82% 5	12.43% 22	28.25% 50	12.43% 22	16.95% 30	27.12% 48	177	3.54
Protection of burial sites and Native Hawaiian concerns	8.94% 16	21.23% 38	16.20% 29	11.17% 20	12.29% 22	30.17% 54	179	3.75
Coordination with Island Burial Councils	6.70% 12	13.97% 25	19.55% 35	8.38% 15	10.61% 19	40.78% 73	179	3.68
Handling of inadvertent discovery situations	9.55% 17	11.80% 21	17.98% 32	10.67% 19	14.61% 26	35.39% 63	178	3.77
Enforcement when violations occur	3.93% 7	6.18% 11	20.79% 37	10.11% 18	22.47% 40	36.52% 65	178	3.77

### Q35 SHPD currently reviews all buildings over 50 years old, regardless of their historic significance. Do you think this approach:

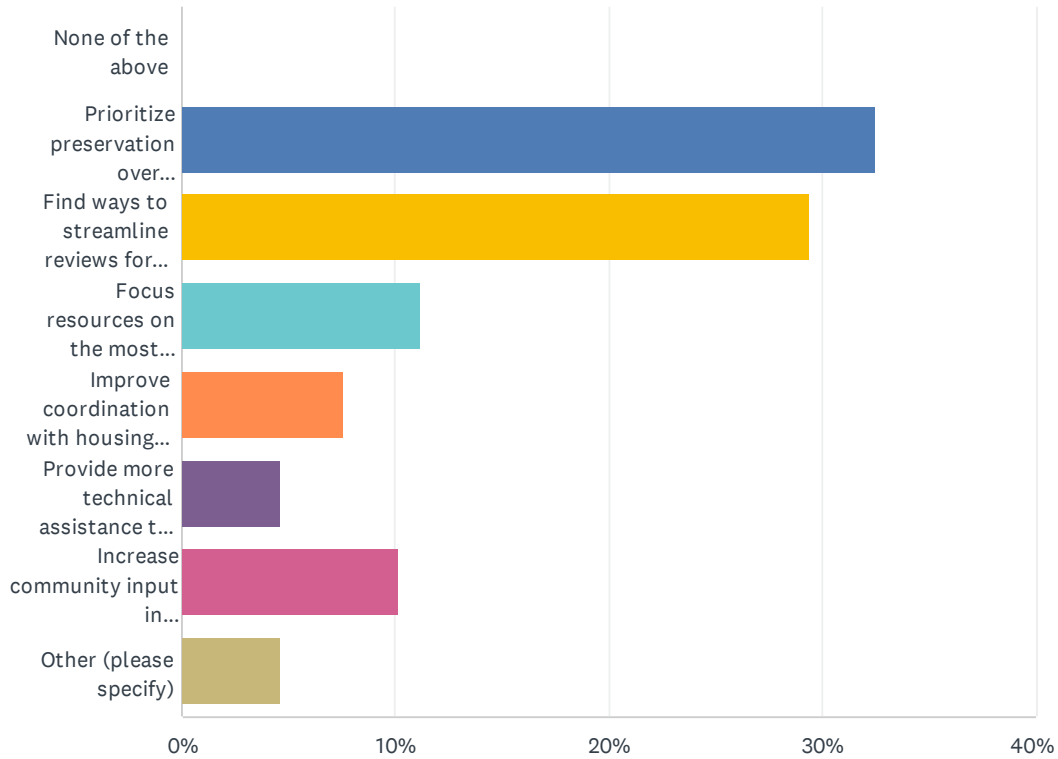
Answered: 200 Skipped: 97



ANSWER CHOICES	RESPONSES	
None of the above	0.50%	1
Is appropriate and should continue	19.50%	39
Should be more selective, focusing only on truly significant properties	33.00%	66
Should include additional criteria beyond age	31.00%	62
I don't know enough to say	9.00%	18
Other (please specify)	7.00%	14
<b>TOTAL</b>		<b>200</b>

### Q36 How do you think SHPD should balance historic preservation with other community needs?

Answered: 197 Skipped: 100

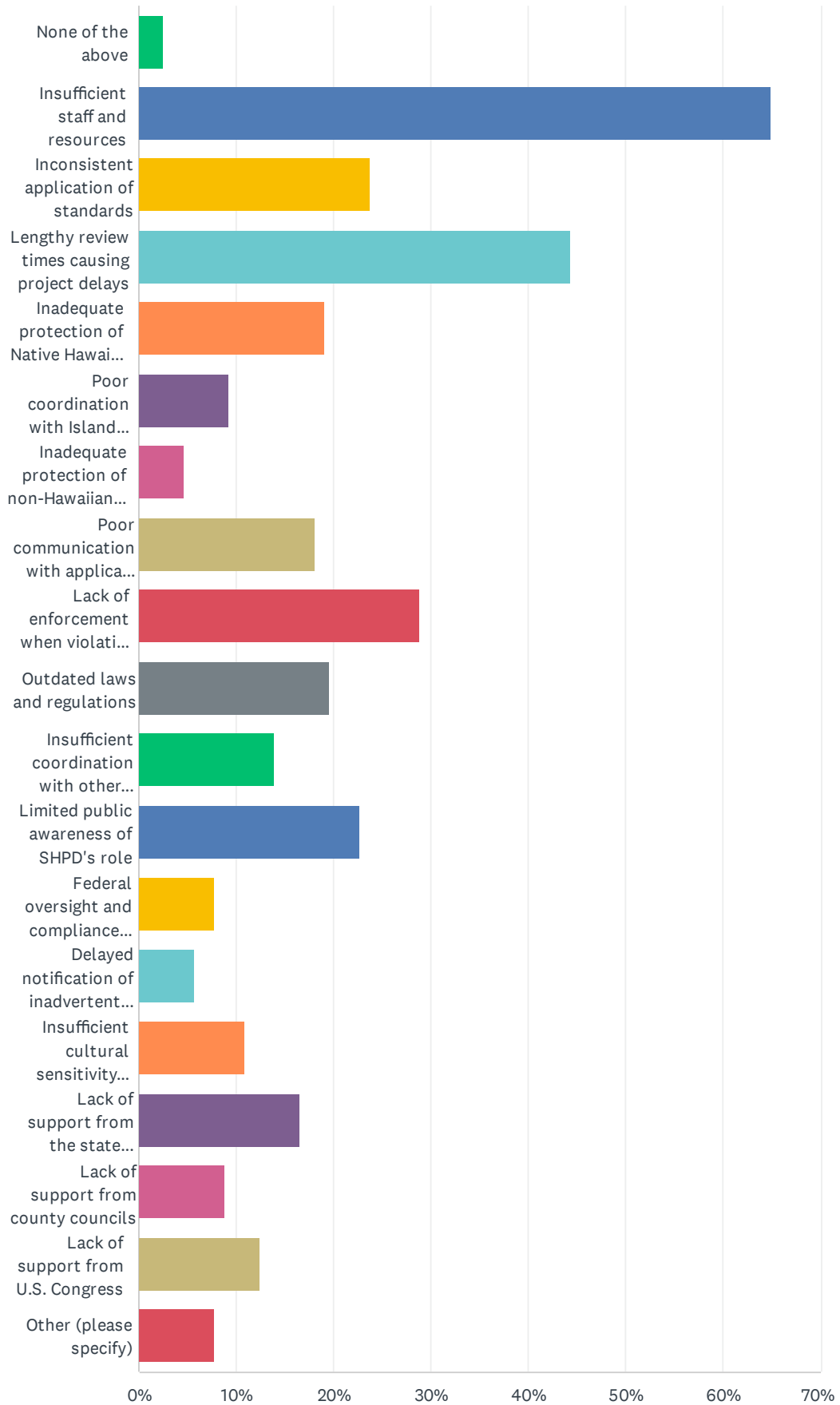


ANSWER CHOICES	RESPONSES	
None of the above	0.00%	0
Prioritize preservation over development in most cases	32.49%	64
Find ways to streamline reviews for projects with minimal impact	29.44%	58
Focus resources on the most significant historic properties	11.17%	22
Improve coordination with housing and development agencies	7.61%	15
Provide more technical assistance to help projects comply	4.57%	9
Increase community input in decision-making	10.15%	20
Other (please specify)	4.57%	9
<b>TOTAL</b>		<b>197</b>

**Q37 What do you see as the biggest challenges facing SHPD? (Select up to 3)**

Answered: 194 Skipped: 103

# Hawai'i State Historic Preservation Plan Public Survey

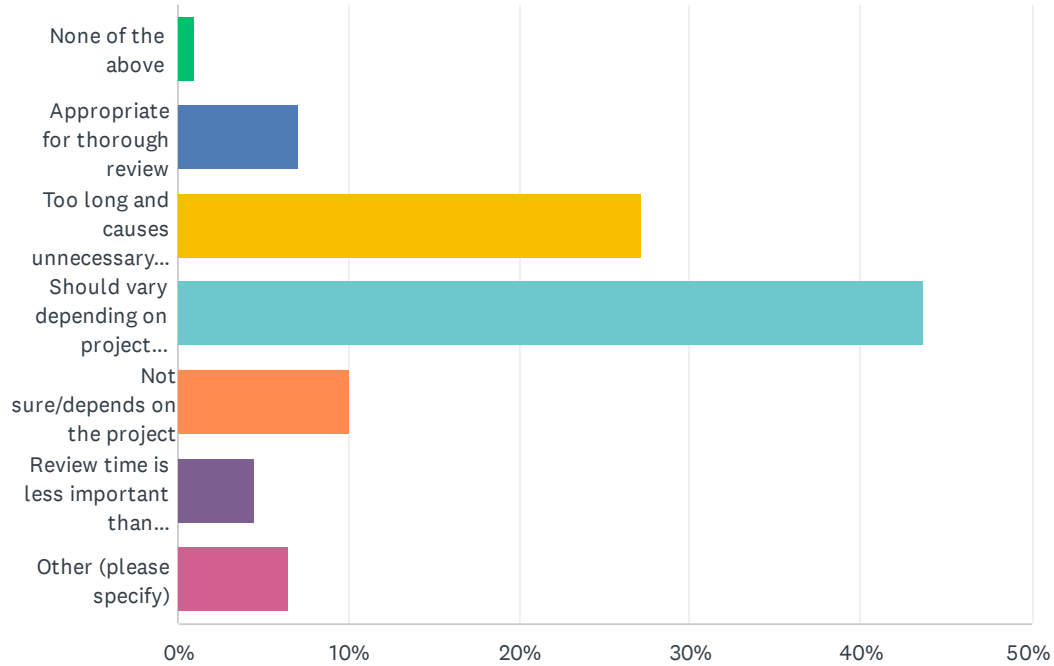


## Hawai'i State Historic Preservation Plan Public Survey

ANSWER CHOICES	RESPONSES	
None of the above	2.58%	5
Insufficient staff and resources	64.95%	126
Inconsistent application of standards	23.71%	46
Lengthy review times causing project delays	44.33%	86
Inadequate protection of Native Hawaiian burial sites	19.07%	37
Poor coordination with Island Burial Councils	9.28%	18
Inadequate protection of non-Hawaiian historic burial sites	4.64%	9
Poor communication with applicants and communities	18.04%	35
Lack of enforcement when violations occur	28.87%	56
Outdated laws and regulations	19.59%	38
Insufficient coordination with other agencies	13.92%	27
Limited public awareness of SHPD's role	22.68%	44
Federal oversight and compliance issues	7.73%	15
Delayed notification of inadvertent discoveries	5.67%	11
Insufficient cultural sensitivity training	10.82%	21
Lack of support from the state legislature	16.49%	32
Lack of support from county councils	8.76%	17
Lack of support from U.S. Congress	12.37%	24
Other (please specify)	7.73%	15
Total Respondents: 194		

Q38 SHPD reviews have been reported to take an average of 94 days, with some taking much longer. For development projects in your community, do you think this timeframe is:

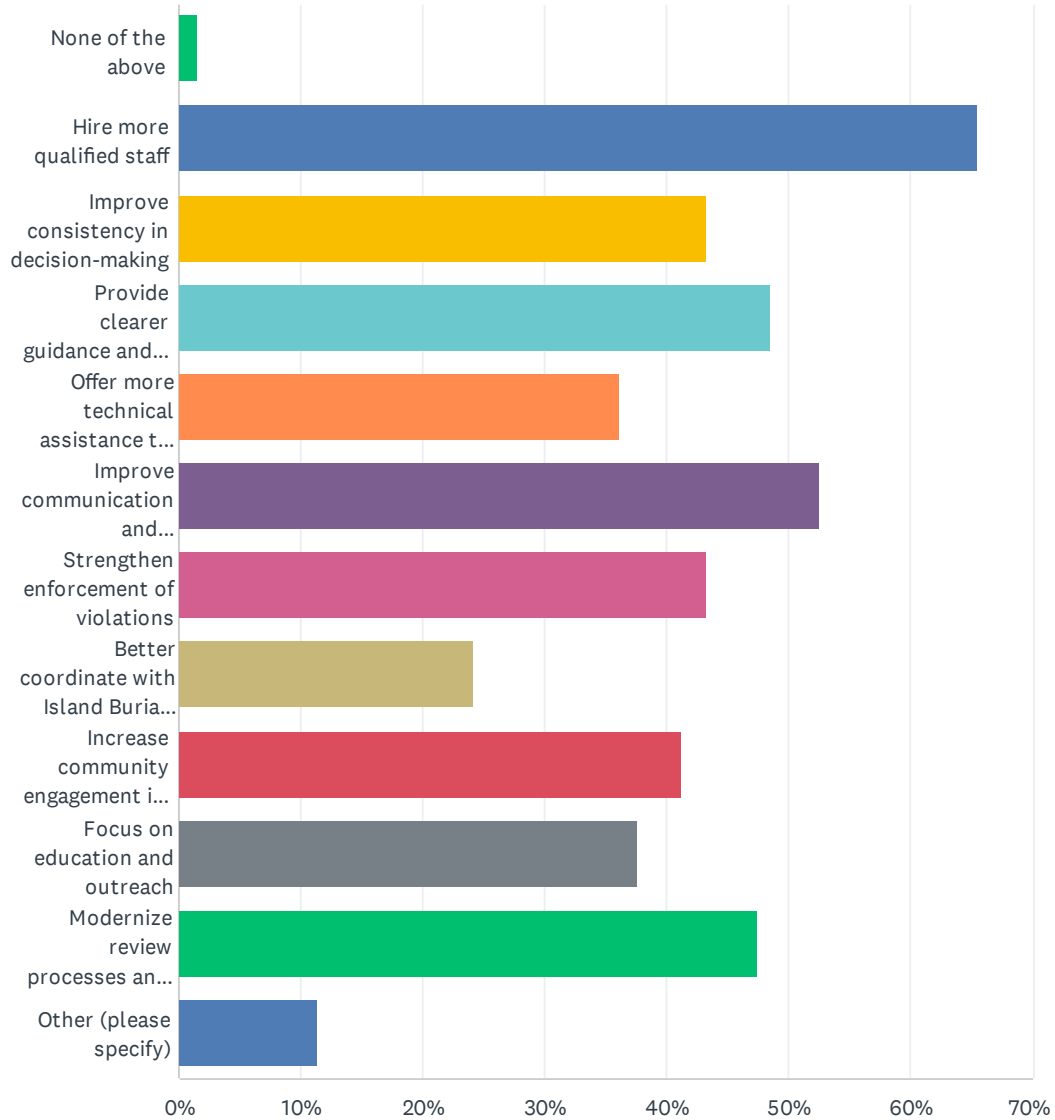
Answered: 199 Skipped: 98



ANSWER CHOICES	RESPONSES
None of the above	1.01% 2
Appropriate for thorough review	7.04% 14
Too long and causes unnecessary delays	27.14% 54
Should vary depending on project complexity	43.72% 87
Not sure/depends on the project	10.05% 20
Review time is less important than thoroughness	4.52% 9
Other (please specify)	6.53% 13
<b>TOTAL</b>	<b>199</b>

### Q39 How can SHPD better serve Hawaii's communities? (Select all that apply)

Answered: 194 Skipped: 103

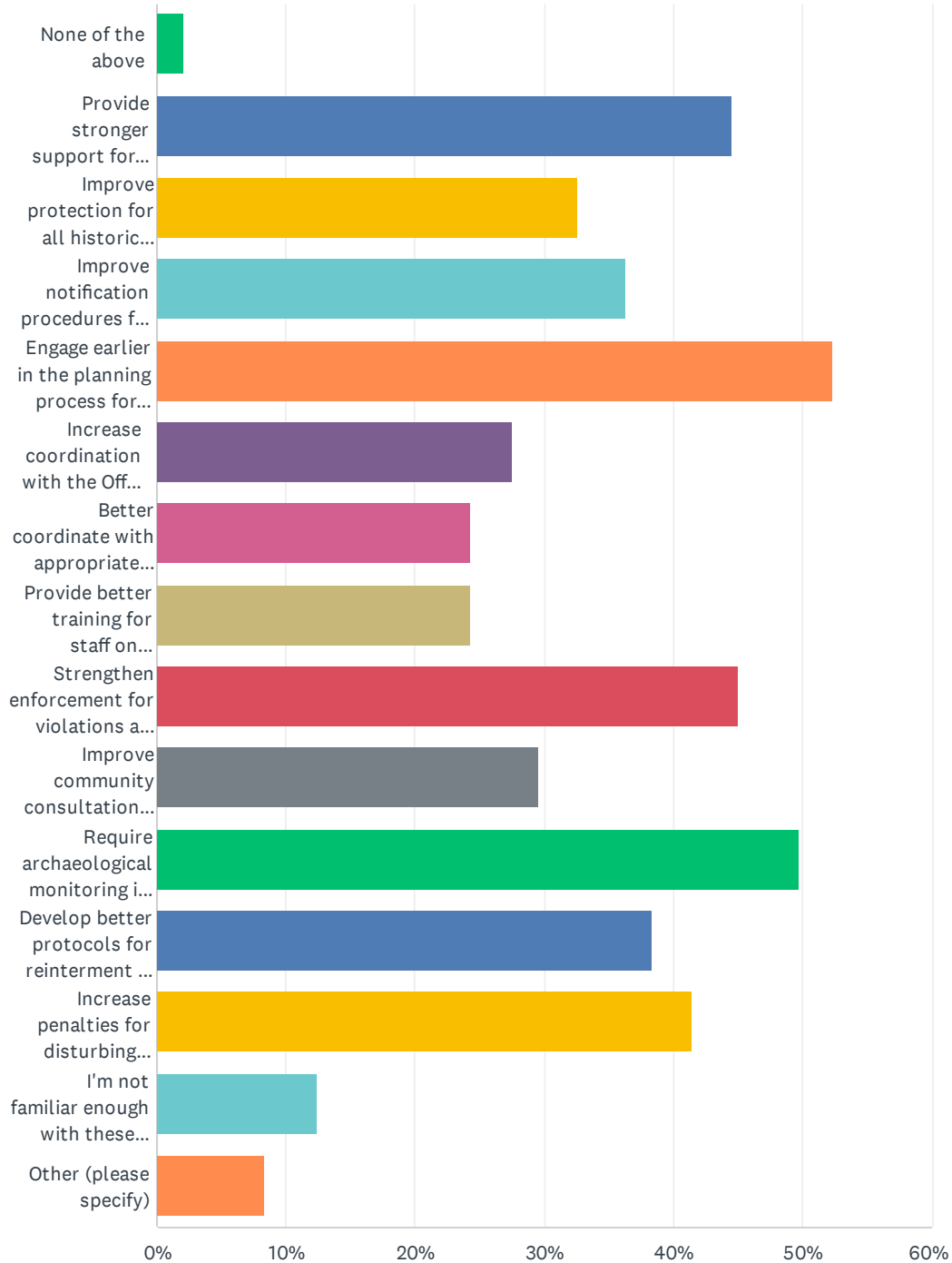


## Hawai'i State Historic Preservation Plan Public Survey

ANSWER CHOICES	RESPONSES	
None of the above	1.55%	3
Hire more qualified staff	65.46%	127
Improve consistency in decision-making	43.30%	84
Provide clearer guidance and standards	48.45%	94
Offer more technical assistance to applicants	36.08%	70
Improve communication and transparency	52.58%	102
Strengthen enforcement of violations	43.30%	84
Better coordinate with Island Burial Councils	24.23%	47
Increase community engagement in planning	41.24%	80
Focus on education and outreach	37.63%	73
Modernize review processes and technology	47.42%	92
Other (please specify)	11.34%	22
Total Respondents: 194		

### Q40 Regarding the protection of burial sites and iwi (human remains) in Hawai'i, SHPD should: (Select all that apply)

Answered: 193 Skipped: 104

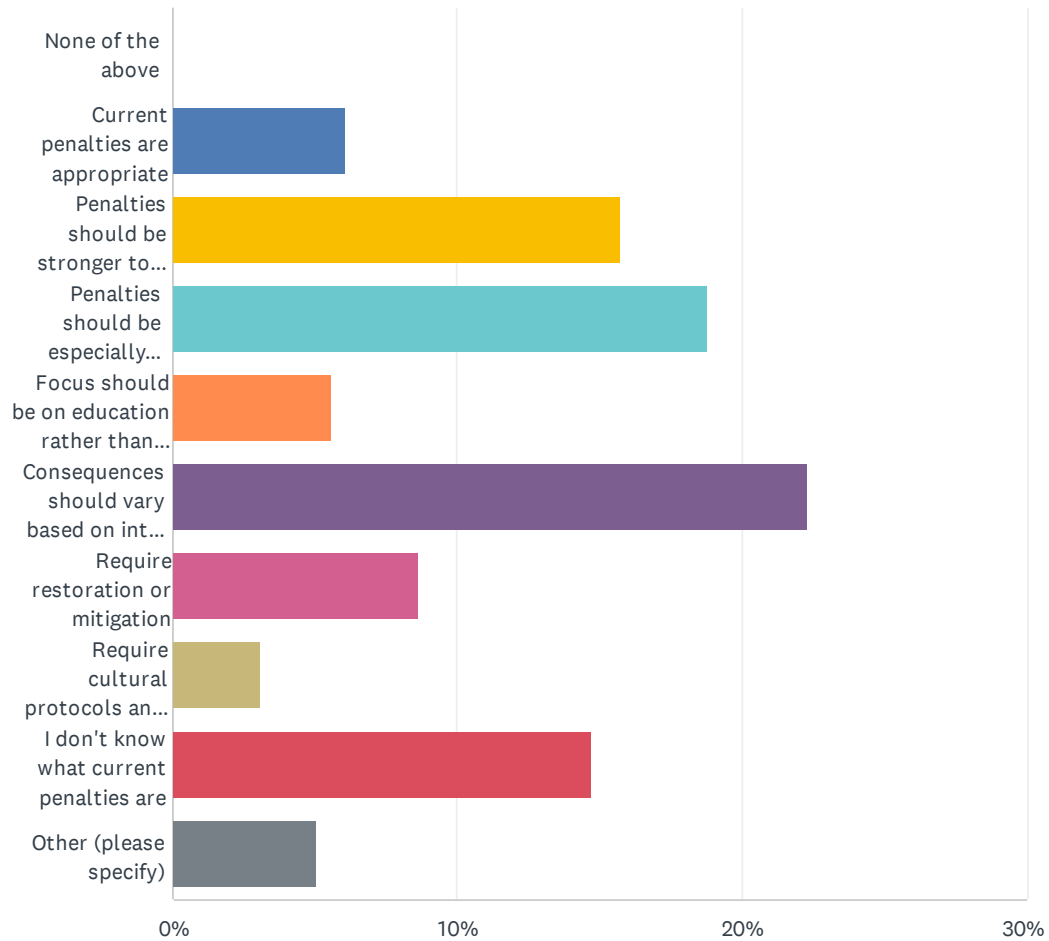


## Hawai'i State Historic Preservation Plan Public Survey

ANSWER CHOICES	RESPONSES	
None of the above	2.07%	4
Provide stronger support for Island Burial Councils	44.56%	86
Improve protection for all historic burial sites, not just Native Hawaiian	32.64%	63
Improve notification procedures for inadvertent discoveries	36.27%	70
Engage earlier in the planning process for sensitive areas	52.33%	101
Increase coordination with the Office of Hawaiian Affairs	27.46%	53
Better coordinate with appropriate cultural organizations for non-Hawaiian burials	24.35%	47
Provide better training for staff on cultural sensitivity	24.35%	47
Strengthen enforcement for violations at burial sites	45.08%	87
Improve community consultation processes	29.53%	57
Require archaeological monitoring in high-risk areas	49.74%	96
Develop better protocols for reinterment and reburial	38.34%	74
Increase penalties for disturbing burial sites	41.45%	80
I'm not familiar enough with these issues to comment	12.44%	24
Other (please specify)	8.29%	16
Total Respondents: 193		

### Q41 What consequences should there be when someone damages, destroys, or disturbs historic properties or burial sites without proper review?

Answered: 197 Skipped: 100

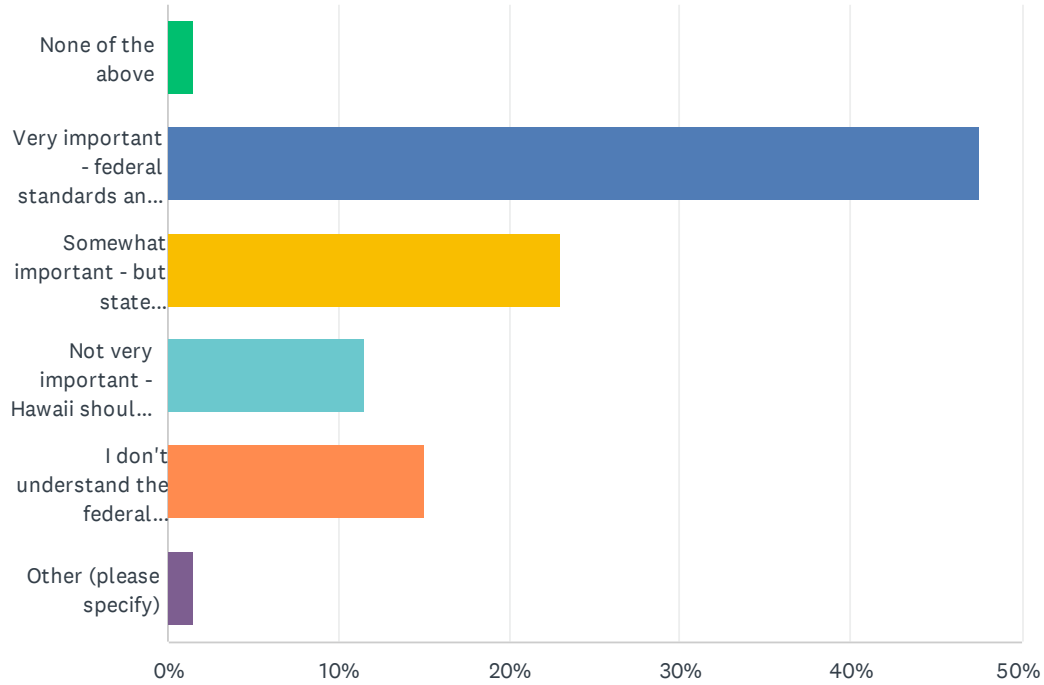


## Hawai'i State Historic Preservation Plan Public Survey

ANSWER CHOICES	RESPONSES	
None of the above	0.00%	0
Current penalties are appropriate	6.09%	12
Penalties should be stronger to deter violations	15.74%	31
Penalties should be especially severe for burial site disturbances	18.78%	37
Focus should be on education rather than punishment	5.58%	11
Consequences should vary based on intent and severity	22.34%	44
Require restoration or mitigation	8.63%	17
Require cultural protocols and ceremonies for burial disturbances	3.05%	6
I don't know what current penalties are	14.72%	29
Other (please specify)	5.08%	10
<b>TOTAL</b>		<b>197</b>

## Q42 How important is it that SHPD maintains federal compliance and funding eligibility?

Answered: 200 Skipped: 97



ANSWER CHOICES	RESPONSES	
None of the above	1.50%	3
Very important - federal standards and funding are essential	47.50%	95
Somewhat important - but state priorities should come first	23.00%	46
Not very important - Hawaii should set its own standards	11.50%	23
I don't understand the federal requirements well enough to say	15.00%	30
Other (please specify)	1.50%	3
<b>TOTAL</b>		<b>200</b>

## Q43 Do you have suggestions for specific improvements SHPD could make?

Answered: 79 Skipped: 218

**Q44 What specific preservation actions should be taken to address climate change and sea level rise?**

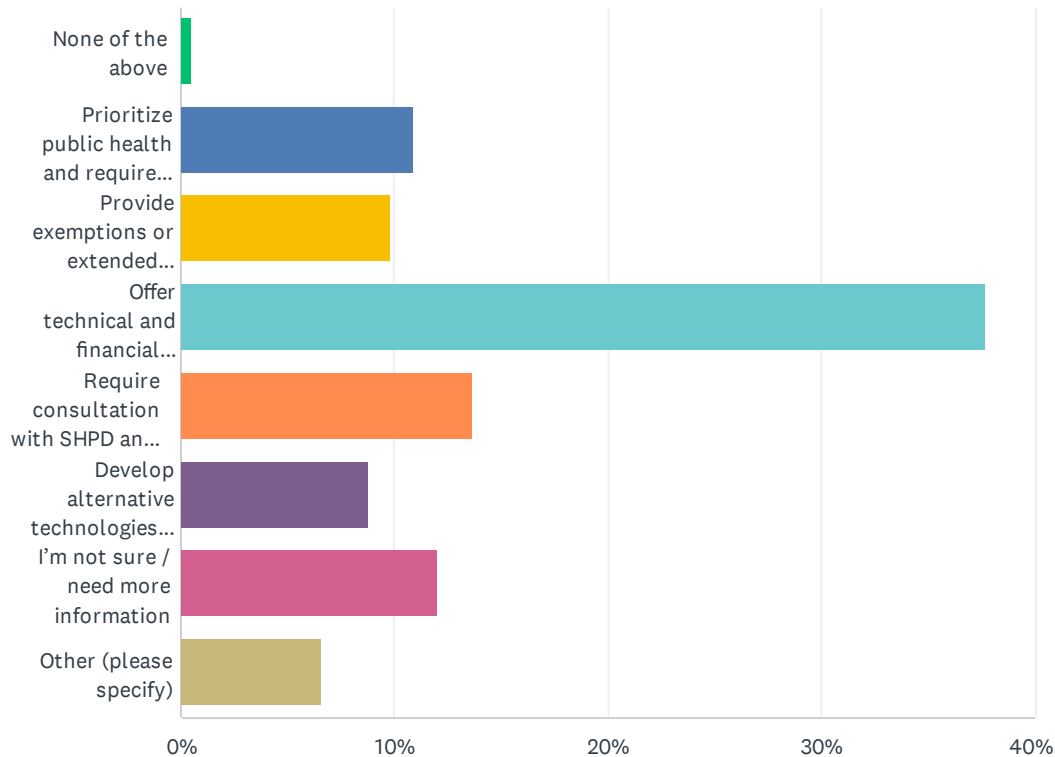
Answered: 111 Skipped: 186

**Q45 What specific preservation actions should be taken to address vulnerable and/or threatened cultural resources?**

Answered: 102 Skipped: 195

### Q46 As Hawai'i works to meet state and federal requirements for closing cesspools to protect public health and the environment, how do you think this process should be managed in areas with historic properties or those with the potential to contain sensitive cultural resources?

Answered: 183 Skipped: 114



ANSWER CHOICES	RESPONSES
None of the above	0.55% 1
Prioritize public health and require cesspool closure regardless of historic status	10.93% 20
Provide exemptions or extended timelines for properties with historic or cultural significance	9.84% 18
Offer technical and financial assistance to help property owners build individual wastewater systems (IWSs) and comply with historic preservation laws	37.70% 69
Require consultation with SHPD and cultural practitioners before any work near sensitive areas	13.66% 25
Develop alternative technologies or methods that are more compatible with historic structures	8.74% 16
I'm not sure / need more information	12.02% 22
Other (please specify)	6.56% 12
<b>TOTAL</b>	<b>183</b>

**Q47 What can SHPD and/or the State of Hawai'i do from a preservation standpoint to better prepare for natural disasters?**

Answered: 96 Skipped: 201

Q48 Is there anything SHPD and/or the State of Hawai'i do better from a preservation standpoint regarding iwi kūpuna and other historic burials?

Answered: 103 Skipped: 194

**Q49 What can SHPD and/or the State of Hawai'i do from a preservation standpoint to better respect Native Hawaiian spiritual and cultural values?**

Answered: 91 Skipped: 206

**Q50 How can SHPD and/or the State of Hawai'i better balance preservation needs against economic needs?**

Answered: 101 Skipped: 196

**Q51 In your experience, what is the single biggest challenge with historic preservation in Hawai'i?**

Answered: 126 Skipped: 171

## Q52 How would you fix or resolve the challenge you identified above?

Answered: 117 Skipped: 180

## Q53 What makes Hawaii's historic preservation challenges unique compared to other places?

Answered: 104 Skipped: 193

**Q54 What haven't we asked about that's important to you regarding historic preservation in Hawaii?**

Answered: 69 Skipped: 228

## Q55 Do you have any specific recommendations for Hawaii's new preservation plan?

Answered: 82 Skipped: 215